

LAMP

CATALOGUE
2019



eurolux
Lighting your way

CAPE TOWN - Head Office

9 Racecourse Road
Milnerton
7441

Tel: +27 (0)21 528 8400
Fax: +27 (0)21 528 8500

info@eurolux.co.za
www.eurolux.co.za

JOHANNESBURG

72, 5th Street
Wynberg,
Johannesburg

Tel: +27 (0)11 608 2970
Fax: +27 (0)11 608 2975

info@eurolux.co.za
www.eurolux.co.za



DESIGN: *Eurolux*

REPRODUCTION: *Eurolux*

1. The 2019 edition of Eurolux's Lamp Catalogue ("the Catalogue") replaces all previous editions.
2. The Eurolux products listed in the Catalogue ("the Products") are supplied to selected wholesalers and retailers only ("the Authorised Merchants"). The Catalogue is made available for information and reference purposes only. It is supplied to, and may be used by, Authorised Merchants only. It is not intended for use or distribution to other persons. Authorised Merchants are bound by Eurolux's standard terms and conditions of trade.
3. Nothing in the Catalogue or any part thereof may be construed as an offer to supply or sell any Product to any person, or as an inducement or offer to any person to enter into a contract with Eurolux in respect of the supply of any Product.
4. Subject to all applicable law, Eurolux:
 - 4.1 Accepts no responsibility for any loss or damage, of whatsoever nature, arising in any way out of the use of or reliance on information contained in this Catalogue;
 - 4.2 Makes no representations as to the availability of any Product and reserves the right to modify or discontinue a Product without notice, and to change Product specifications and descriptions without notice;
 - 4.3 Accepts no responsibility for misprints, errors, omissions or inaccuracies in this Catalogue;
 - 4.4 Makes no warranties, expressed or implied, in this Catalogue, save as recorded in clause 5 below.
5. All Products carry a minimum one (1) year warranty against manufacturing defects.
6. As the features and colours of a Product may be reproduced inexactly in the printing and photography process, this Catalogue is merely a guide.
7. All rights reserved. No part of this publication (including the text and images) may be modified, copied, reproduced, stored in a retrieval system, transmitted or distributed in any form or by any means (whether electronic, mechanical, photocopying or otherwise), without the prior, express, written permission of Eurolux.

Contents

Light Emitting Diode (LED)		1
12V	G4 Bi-Pin	5
	GU5.3	7
	Coloured Multi-LED GU5.3	10
230V	G9 Bi-Pin & Dimmable G9 Bi-Pin	11
	GU10	12
	Dimmable GU10	15
	Adjustable Beam Angle GU10 (Dimmable)	17
	Coloured Multi-LED GU10	18
	Opal Golfball	19
	Dimmable Opal Golfball	21
	Frosted Filament Golfball	22
	Fridge Lamp	23
	Colour Golfball	24
	Opal Globe	25
	Switchable LED Opal Globe	28
	Eglo Connect Smart Globe	29
	Dimmable Opal Globe	31
	Dimmable Clear Filament Décor Globe	32
	Clear Filament Globe	33
	Soft Hue Filament Globe	34
	Mosquito Repellent Globe	35
	Flicker Flame LED Lamp	36
	Opal Day/Night Sensor Globe	37
	Colour Globe	38
	Opal Maxi Globe	39
	Opal Mini Maxi Globe	40
	Clear Filament Mini Maxi Globe	41
	Amber Filament Mini Maxi Globe	42
	Clear Filament Pear Shaped Globe	43
	Amber Filament Pear Shaped Globe	44
	Opal Candle	45
	Clear Candle	48
	Dimmable Opal Candle	49
	Clear Filament Candle	50
	Dimmable Clear Filament Candle	51
	Soft Hue Filament Candle	52
	Amber Filament Candle	53
	Clear Filament Flame Candle	54
	Eglo Extra - Large Vintage Amber Filament LED	55
	PAR38 Colour Reflector	58
	PAR Reflector	59
	R50 Reflector	60
	R63 Reflector	61
	R80 Reflector	62
	R50, R63 & R80 Filament Reflector	63
	R7s	64
	Rocket Lamp	65
	T - Lamp	66
	PL Lamp	67
	2D	71
	LED Module	72

	Opal T5 Tube	73
	Opal T8 Tube	74
	Grow Light T8 Tube	77
	Rechargeable LED Lamp	78
	GX53	79
	Eglo Connect Smart LED Strip Light	80
	LED Strip Lighting	81
Compact Fluorescent (CFL)		89
12V	3U 12V DC	93
110V	3U 110V	94
230V	3U	95
	Maxi CFL	100
	3U Day/Night Sensor	101
	Mini Spiral	103
	R63 & R80 Reflector	104
	PAR38 Reflector	105
	PL - G23 & PL - 2G11	106
	PL - G24d	107
	PL - G24q	108
Halogen		109
12V	AR111	112
	Clear G4 Bi-Pin	113
	Clear G6.35 Bi-Pin	114
	GU5.3 MR16 Aluminium	115
	GU4 MR11 & GU5.3 MR16	116
	GU5.3 MR16	118
230V	Clear G9 Bi-Pin	119
	GU10 Ceramic Base	120
	GU10 All Glass	121
	Coloured GU10	122
	Clear Golfball	123
	Clear Globe	125
	Clear & Opal Maxi Globe	129
	Daylight Globe	130
	Clear Candle	131
	Clear Flame Candle	134
	R7s QI	135
	R50, R63 & R80 Reflector	138
	Colour PAR38 Hard Glass Reflector	139
	PAR16, PAR30 & PAR38 Hard Glass Reflector	140
Incandescent		141
110V	Frosted 110V Globe	144
230V	Ovenlamp	145
	Clear Pygmy & Candle	146
	Coloured Golfball	147
	Clear & Coloured Golfball	148
	Coloured Globe	149

	Rough Service Globe	151
	Shadowless Mirror Globe	152
	R39 Reflector	153
	R50 Reflector	154
	R63 Reflector	155
	Coloured R63 Reflector	156
	R80 Reflector	157
	PAR38 Reflector	158
Carbon Filament		159
	Pear-Shaped	160
	Tubular	161
	Maxi Globe & Candle	162
	Amber Pear-Shaped	163
	Amber Tubular	164
	Amber Maxi Globe & Candle	165
	Smoky Pear-Shaped	166
	Smoky Maxi Globe & Tubular	167
	Smoky Candle	168
Fluorescent		169
	2D	171
	T6, T8 & T9 Circline	172
	T4	173
TIP:	T5 Lamp Technology	174
	T5	175
	T8	177
	Coloured T8	178
Discharge		181
	Mercury Blended	184
	Mercury Vapour	185
	High Pressure Sodium	186
	Metal Halide:	
	Double Ended	188
	Single Ended	191
	G8.5	193
	G12	194
Speciality		197
	T8 Boric Germicidal	199
	T8 Blacklight Blue	200
	PAR38 Infrared Reflector	201
Retail Solutions		202
Replacement Lamps		203
Index		205

LED RANGE

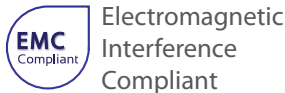
LED

Eurolux presents one of the most comprehensive LED lamp ranges in South Africa. With the Eurolux LED range, there is a solution for everyone, including long life high output options, as well as those to suit your pocket. Make the conscious choice and reduce 80% electricity, running costs and harmful pollutants by switching to the ultimate in energy efficient lighting.

Compared to Incandescent lamps, our LED's have the following advantages:



All of our LED lamps have the following attributes:



LAMP TYPE	LAMP CONVERSION CHART	
	Incandescent	LED
Globe	60W 100W	6W 10W
Cosball	40W	3W 6W
Candle	40W	3W
R7s	40W 100W	5W 10W
PAR38	100W	14W

Light Emitting Diode

A light-emitting diode (LED) is an electronic light source. Discovered in the early 20th century, it eventually was converted to practical use. Today, LED's can be found in numerous applications.

H.J. Round, a personal assistant to inventor Guglielmo Marconi in England, published a short article in 1907, reporting on his experimental findings. Using silicon carbide, or carborundum, and cat whiskers, he was able to detect a "bright glow." However, there was no follow-up article, and Round's discovery was largely forgotten for many years.

Russian scientist and inventor, Oleg Vladimirovich Losev, didn't have a formal education and wasn't aware of Round's publication. However, he became the first person to do substantial research on LED's. Noticing the light emission produced when current is passed through diodes used in radio receivers, Losev identified the same compound that Round had used two decades ago as a light-emitting diode. Losev's writings from 1924 to 1930 on this observation earned him a PHD in 1938. His work was never put to practical use during his lifetime, and he starved to death in the Siege of Leningrad, Russia, during World War II.

The two decades after World War II saw more advances in LED research. In 1955, Rubin Braunstein of Radio Corporation of America (RCA) discovered infrared emission from gallium arsenide (GaAs), among other semi-conductor alloys. Braunstein's

work was the foundation for Robert Biard and Gary Pittman. In 1961, these two Texan instrument employees discovered that when they passed electric current through GaAs, they produced infrared radiation. They then received a patent for the infrared LED, although it was not visible.

The first commercially usable LED's were developed in 1962, thanks to the work of General Electric Company employee Nick Holonyak Jr. He invented a way to synthesize gallium arsenide phosphide (GaAsP) that revealed visible light. This was the red LED, and it soon was embraced for use in electronic display devices for watches and radios. With further work through the 1970's, more colours and wavelengths became available.

LED's are used in all kinds of lighting, including traffic signals, car brake lights, exit signs and household lighting. LED-powered indicators are used for reading CD and DVD discs in computers, video players and game consoles, whilst LED components are used for transmitting signals from remote controls to such devices. LED's are also used with semi-conductor lasers for broadband telecommunication and the Internet.



Nick Holonyak Jr.

Coloured LED's

LED's produce a narrow banded spectral range. The dominant wavelength determines the colour locus of the LED. Compared to coloured fluorescent lamps, LED's have a higher colour density. The composition of the semi-conductor material determines the light spectrum emitted. Differently coloured LED's of the same connected load produce different levels of luminous flux.

White LED

White light cannot be produced with semi-conductor materials. Consequently, white light is currently generated using two methods: RGB mixing & Luminescence conversion. The colour rendition of white LED's currently approximates a colour rendition index Ra of 90. The light colours available include warm white, neutral white, and daylight white LED's of 2500K to 8000K.

RGB LED

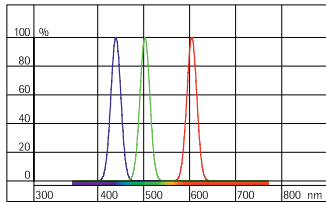
By combining three light diodes with the light colours red, green and blue (RGB), the light colours can be mixed to produce a wide range of colours, including white. The red, green and blue LED's can be controlled to adjust their different light intensities.

Luminescence conversion

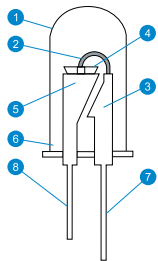
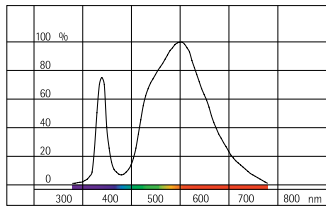
The spectrum of coloured LED's can be converted by using phosphors as a luminous layer. Producing blue LED's with yellow phosphors is easier than UV LED's with RGB phosphors.

Light Emitting Diode

Relative spectral distribution:
red, green and blue LED's



Relative spectral distribution: LED with
luminescence conversion, warm white



Diagram

1. Epoxy encapsulation dome lens, untinted, undiffused
2. Wedge Wire Bond
3. Anode Post
4. LED Chip
5. Cathode post with reflector cap
6. Flat on side of dome indicating cathode
7. Anode Lead
8. Cathode lead (shorter than Anode lead)

T-type LED

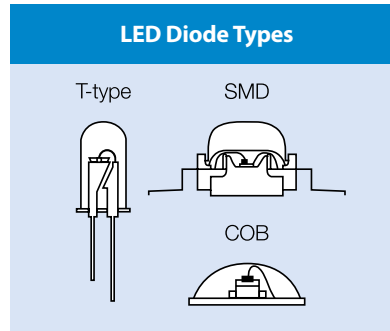
The standard T-type LED has a plastic housing measuring 3-5mm for the wired LED. The shape of the lens determines the light emission angle. As a light source with a low luminous flux it is used as an orientation or a signal luminaire.

SMD LED

With the "Surface Mounted Device" (SMD) shape, the component is glued directly to the circuit board and the contacts are soldered.

COB LED

The "Chip on Board" (COB) technology places the chip directly on a circuit board without its own housing. The anode and cathode contact can be made using thin wires. The chip is sealed to protect it.



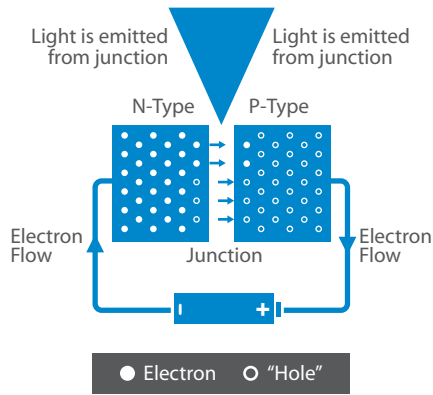
Properties

Light emitting diodes (LED's) have an extremely long life, are impact resistant and consume less energy. When dimmed, the light colour remains constant. When connected to the mains, they require a control gear to ensure the correct operating current. The point light source provides for precise light control while the plastic encapsulation of the diode acts as protection and lens. The output of the LED decreases with increasing temperature. Consequently, good heat dissipation is important for smooth operation. Direct solar radiation should be avoided, so too installations near other sources of heat. With an average rated life of 30,000 Hours, LED's are suitable for long operating times. As they start instantly and react directly to control, they are ideal for quick, dynamic light scenes. The development of LED's currently focuses on more compact shapes, a higher luminous flux, and better luminous efficacy. They are therefore more economical to produce. A further goal is the reduction of production related colour deviations. Manufacturers sort LED's by luminous flux and dominant wavelength and give them a bin code and a rating. This sorting of LED's is called 'Binning'.

Physics

When voltage is applied to the cathode and the anode, the LED emits light from the barrier layer. Electrons change their energy level and through recombination release photons at the pn-junction.

The wavelength of the light produced depends on the semiconductor materials.



General

LED's are semi-conductor diodes that belong to the group of electroluminescent sources. The light is generated by recombining charge-carrier pairs in a semi-conductor with an appropriate energy band gap. LED's produce narrowband radiation. The colour temperature remains constant as the light intensity decreases. LED's used for lighting do not produce UV or IR radiation.

LED Lamp Shapes



G4



G9



GU5.3



GU10



Golfball



Globe



Apple
Globe




Pearshaped
Globe



Reflector



R7s



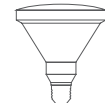
Maxi
Globe



Candle



Flame



PAR38



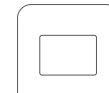
PL



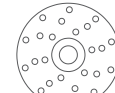
Rocket



T-lamp



2D



Module /
Circline



GX53



LED Strip



Tube

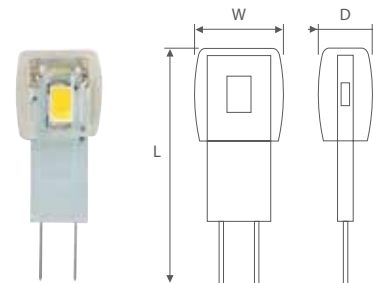
Classic

G4 Bi-Pin

2 year warranty



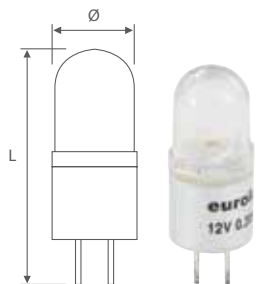
G4



Code	Description	Base	Watt	Volt	Luminous Flux	Colour Temp	CRI	Lamp Life Hours	Beam Angle	W mm	D mm	L mm	Box Qty	Barcode
G948DL	Daylight G4 1W Bi-Pin LED	G4	1W	12V	50lm	6000K	≥70	15000	360°	11.4	7	30.5	50	6007328364733
G948WW	Warm White G4 1W Bi-Pin LED	G4	1W	12V	50lm	3000K	≥70	15000	360°	11.4	7	30.5	50	6007328364658

All low voltage LED lamps (12V) require magnetic transformers for optimal performance.
Electronic transformers may be used. First ensure that the lamp is compatible with the transformer.

Not dimmable



Premium

G4 Bi-Pin



3 year warranty



G4

Code	Description	Base	Watt	Volt	Luminous Flux	Colour Temp	CRI	Lamp Life Hours	Beam Angle	Ø mm	L mm	Box Qty	Barcode
G558	Cool White G4 0.3W Bi-Pin LED	G4	0.3W	12V	12lm	4500K	-	25000	30°	11	30	100	6007328341864
G558WW	Warm White G4 0.3W Bi-Pin LED	G4	0.3W	12V	16lm	2800K	-	25000	30°	11	30	100	6007328315193

All low voltage LED lamps (12V) require magnetic transformers for optimal performance.
Electronic transformers may be used. First ensure that the lamp is compatible with the transformer.

Not dimmable 

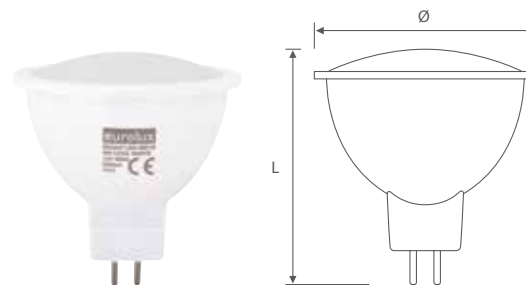
Classic

GU5.3

2 year warranty



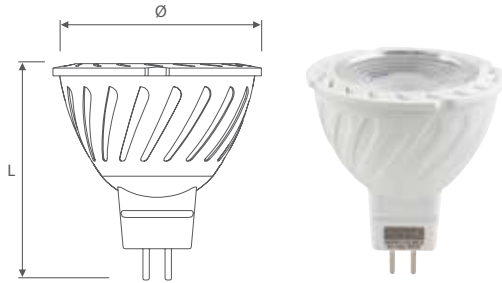
GU5.3



Code	Description	Base	Watt	Volt	Luminous Flux	Colour Temp	CRI	Lamp Life Hours	Beam Angle	Ø mm	L mm	Box Qty	Barcode
G334W	Cool White GU5.3 3W MR16 LED	GU5.3	3W	12V	220lm	4000K	≥70	15000	120°	50	52.8	12	6007328331377
G334WW	Warm White GU5.3 3W MR16 LED	GU5.3	3W	12V	220lm	3000K	≥70	15000	120°	50	52.8	12	6007328343240
G944CW	Cool White GU5.3 3W MR16 LED (Blister Twin Pack)	GU5.3	3W	12V	220lm	4000K	≥70	15000	120°	50	52.8	10	6007328364573
G944WW	Warm White GU5.3 3W MR16 LED (Blister Twin Pack)	GU5.3	3W	12V	220lm	3000K	≥70	15000	120°	50	52.8	10	6007328364580
G945CW	Cool White GU5.3 3W MR16 LED (4pc Pack)	GU5.3	3W	12V	220lm	4000K	≥70	15000	120°	50	52.8	6	6007328364597
G945WW	Warm White GU5.3 3W MR16 LED (4pc Pack)	GU5.3	3W	12V	220lm	3000K	≥70	15000	120°	50	52.8	6	6007328364603

All low voltage LED lamps (12V) require magnetic transformers for optimal performance.
Electronic transformers may be used. First ensure that the lamp is compatible with the transformer.

Not dimmable



Classic

GU5.3



2 year warranty



GU5.3

Code	Description	Base	Watt	Volt	Luminous Flux	Colour Temp	CRI	Lamp Life Hours	Beam Angle	Ø mm	L mm	Box Qty	Barcode
G946CW	Cool White GU5.3 5W MR16 LED	GU5.3	5W	12V	375lm	4000K	≥80	15000	30°	50	53	10	6007328364610
G946WW	Warm White GU5.3 5W MR16 LED	GU5.3	5W	12V	375lm	3000K	≥80	15000	30°	50	53	10	6007328364627

All low voltage LED lamps (12V) require magnetic transformers for optimal performance.
Electronic transformers may be used. First ensure that the lamp is compatible with the transformer.

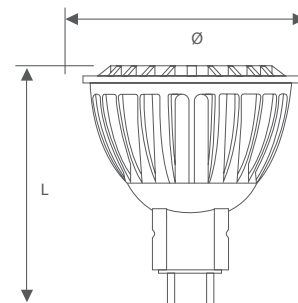
Not dimmable 

Premium**GU5.3**

3 year warranty



GU5.3



Code	Description	Base	Watt	Volt	Luminous Flux	Colour Temp	CRI	Lamp Life Hours	Beam Angle	Ø mm	L mm	Box Qty	Barcode
G661CW	Cool White GU5.3 5W MR16 LED	GU5.3	5W	12V	375lm	4000K	≥80	25000	60°	50	53	10	6007328347309
G662WW	Warm White GU5.3 5W MR16 LED	GU5.3	5W	12V	375lm	3000K	≥80	25000	60°	50	53	10	6007328347316
G947CW	Cool White GU5.3 7W MR16 LED	GU5.3	7W	12V	525lm	4000K	≥80	25000	60°	50	53	10	6007328364634
G947WW	Warm White GU5.3 7W MR16 LED	GU5.3	7W	12V	525lm	3000K	≥80	25000	60°	50	53	10	6007328364641

All low voltage LED lamps (12V) require magnetic transformers for optimal performance.
Electronic transformers may be used. First ensure that the lamp is compatible with the transformer.

Not dimmable



Classic

Coloured Multi-LED GU5.3



2 year warranty



GU5.3

Code	Description	Base	Watt	Volt	Luminous Flux	Colour Temp	CRI	Lamp Life Hours	Beam Angle	Ø mm	L mm	Box Qty	Barcode
G334BL	Blue 1.5W MR16 LED	GU5.3	1.5W	12V	15lm	Blue	-	15000	30°	50	48.5	10	6007328331384
G334GN	Green 1.5W MR16 LED	GU5.3	1.5W	12V	140lm	Green	-	15000	30°	50	48.5	10	6007328331391
G334RD	Red 1.5W MR16 LED	GU5.3	1.5W	12V	50lm	Red	-	15000	30°	50	48.5	10	6007328331407
G334Y	Yellow 1.5W MR16 LED	GU5.3	1.5W	12V	120lm	Yellow	-	15000	30°	50	48.5	10	6007328331360

All low voltage LED lamps (12V) require magnetic transformers for optimal performance.
Electronic transformers may be used. First ensure that the lamp is compatible with the transformer.

Not dimmable 

Classic

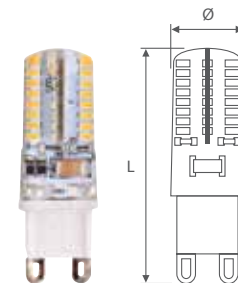


G9 Bi-Pin & Dimmable G9 Bi-Pin

2 year warranty



G9



Code	Description	Base	Watt	Volt	Luminous Flux	Colour Temp	CRI	Lamp Life Hours	Beam Angle	Ø mm	L mm	Box Qty	Barcode
*G949WW	Warm White G9 3W Bi-Pin LED	G9	3W	230V	170lm	3000K	≥70	15000	360°	16	50.5	50	6007328364665
*G949CW	Cool White G9 3W Bi-Pin LED	G9	3W	230V	170lm	4000K	≥70	15000	360°	16	50.5	50	6007328379928
G991WW	Warm White Dimmable G9 4W Bi-Pin LED	G9	4W	230V	250lm	3000K	≥70	15000	360°	16	60	50	6007328373353

*Not dimmable

Dimmable

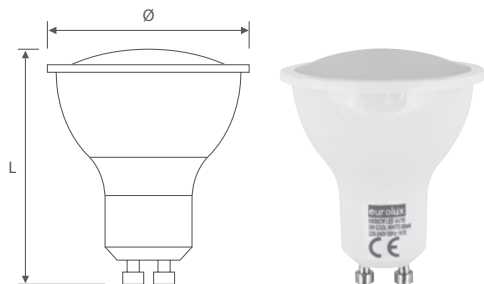
Please ensure that the minimum load requirement of each respective dimmer is adhered to.

Ensure the dimming module is compatible with the lamp.

Dimmer modules available:

LED Trailing Edge Rotary Dimmer (CO179)

LED Trailing Edge Push Button Dimmer (CO150)



Classic

GU10



2 year warranty



GU10

Code	Description	Base	Watt	Volt	Luminous Flux	Colour Temp	CRI	Lamp Life Hours	Beam Angle	Ø mm	L mm	Box Qty	Barcode
G939CW	Cool White GU10 3W LED	GU10	3W	230V	220lm	4000K	≥80	15000	110°	50	57	12	6007328364474
G939WW	Warm White GU10 3W LED	GU10	3W	230V	220lm	3000K	≥80	15000	110°	50	57	12	6007328364481
G941CW	Cool White GU10 3W LED (4pc Pack)	GU10	3W	230V	220lm	4000K	≥80	15000	110°	50	57	6	6007328364511
G941WW	Warm White GU10 3W LED (4pc Pack)	GU10	3W	230V	220lm	3000K	≥80	15000	110°	50	57	6	6007328364528
G797CW	Cool White GU10 3W LED (6pc Pack)	GU10	3W	230V	220lm	4000K	≥80	15000	110°	50	57	6	6007328379843
G797WW	Warm White GU10 3W LED (6pc Pack)	GU10	3W	230V	220lm	3000K	≥80	15000	110°	50	57	6	6007328379850
G940CW	Cool White GU10 5W LED	GU10	5W	230V	320lm	4000K	≥80	15000	110°	50	57	12	6007328364498
G940WW	Warm White GU10 5W LED	GU10	5W	230V	320lm	3000K	≥80	15000	110°	50	57	12	6007328364504

Not dimmable

230V

Light Emitting Diode



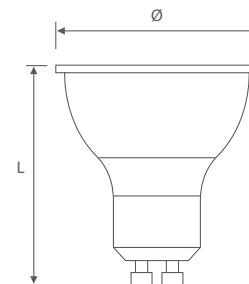
Classic

GU10

2 year warranty



GU10



Code	Description	Base	Watt	Volt	Luminous Flux	Colour Temp	CRI	Lamp Life Hours	Beam Angle	Ø mm	L mm	Box Qty	Barcode
G942CW	Cool White GU10 5W LED	GU10	5W	230V	375lm	4000K	≥80	15000	38°	50	55	10	6007328364535
G942WW	Warm White GU10 5W LED	GU10	5W	230V	375lm	3000K	≥80	15000	38°	50	55	10	6007328364542

Not dimmable



Premium

GU10



3 year warranty



GU10

Code	Description	Base	Watt	Volt	Luminous Flux	Colour Temp	CRI	Lamp Life Hours	Beam Angle	Ø mm	L mm	Box Qty	Barcode
G665CW	Cool White GU10 5W LED	GU10	5W	230V	425lm	4000K	≥80	25000	60°	50	59	10	6007328347347
G666WW	Warm White GU10 5W LED	GU10	5W	230V	425lm	3000K	≥80	25000	60°	50	59	10	6007328347354
G492CW	Cool White GU10 7W LED	GU10	7W	230V	525lm	4000K	≥80	25000	60°	50	59	10	6007328374473
G492WW	Warm White GU10 7W LED	GU10	7W	230V	525lm	3000K	≥80	25000	60°	50	59	10	6007328374480

Not dimmable 

Classic



Dimmable GU10

2 year warranty



GU10



Code	Description	Base	Watt	Volt	Luminous Flux	Colour Temp	CRI	Lamp Life Hours	Beam Angle	Ø mm	L mm	Box Qty	Barcode
G478CW	Cool White Dimmable GU10 7W LED	GU10	7W	230V	470lm	4000K	≥80	15000	60°	50	59	10	6007328374459
G478WW	Warm White Dimmable GU10 7W LED	GU10	7W	230V	470lm	3000K	≥80	15000	60°	50	59	10	6007328374466

Dimmable

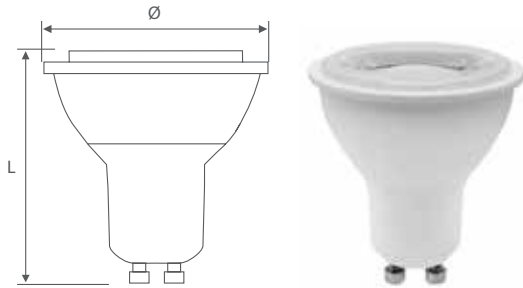
Please ensure that the minimum load requirement of each respective dimmer is adhered to.

Ensure the dimming module is compatible with the lamp.

Dimmer modules available:

LED Trailing Edge Rotary Dimmer (CO179)

LED Trailing Edge Push Button Dimmer (CO150)



Premium

Dimmable GU10




3 year warranty



GU10

Code	Description	Base	Watt	Volt	Luminous Flux	Colour Temp	CRI	Lamp Life Hours	Beam Angle	Ø mm	L mm	Box Qty	Barcode
G1036CW	Cool White Dimmable GU10 7W LED	GU10	7W	230V	510lm	4000K	≥80	25000	38°	50	55	10	6007328391357
G1036WW	Warm White Dimmable GU10 7W LED	GU10	7W	230V	510lm	3000K	≥80	25000	38°	50	55	10	6007328391364

Dimmable 

Please ensure that the minimum load requirement of each respective dimmer is adhered to.

Ensure the dimming module is compatible with the lamp.

Dimmer modules available:

LED Trailing Edge Rotary Dimmer (CO179)

LED Trailing Edge Push Button Dimmer (CO150)

Premium



Adjustable Beam Angle GU10

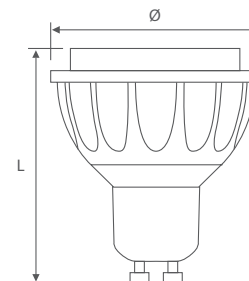
3 year warranty



GU10



ADJUSTABLE BEAM ANGLE



Code	Description	Base	Watt	Volt	Luminous Flux	Colour Temp	CRI	Lamp Life Hours	Beam Angle	Ø mm	L mm	Box Qty	Barcode
G637CW	Cool White Dimmable GU10 6W LED	GU10	6W	230V	320lm	4000K	≥80	25000	25°, 40° 55°	50	59	80	6007328376170
G636CW	Cool White GU10 7W LED	GU10	6W	230V	470lm	4000K	≥80	25000	25°, 40° 55°	50	59	80	6007328376156
G636WW	Warm White GU10 7W LED	GU10	6W	230V	470lm	3000K	≥80	25000	25°, 40° 55°	50	59	80	6007328376163

Not dimmable

Dimmable

Please ensure that the minimum load requirement of each respective dimmer is adhered to.

Ensure the dimming module is compatible with the lamp.

Dimmer modules available:

LED Trailing Edge Rotary Dimmer (CO179)

LED Trailing Edge Push Button Dimmer (CO150)

Classic

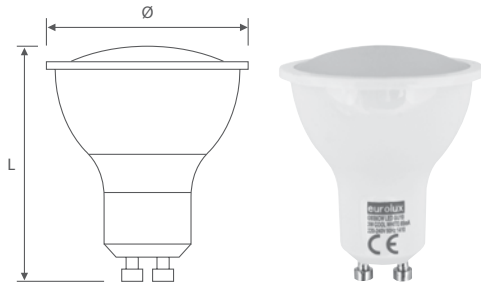
Coloured Multi-LED GU10



2 year warranty



GU10



Code	Description	Base	Watt	Volt	Luminous Flux	Colour Temp	CRI	Lamp Life Hours	Beam Angle	Ø mm	L mm	Box Qty	Barcode
G219BL	Blue GU10 1.5W LED (Blister Pack)	GU10	1.5W	230V	15lm	Blue	-	15000	30°	50	59	10	6007328032410
G219GN	Green GU10 1.5W LED (Blister Pack)	GU10	1.5W	230V	140lm	Green	-	15000	30°	50	59	10	6007328032441
G219RD	Red GU10 1.5W LED (Blister Pack)	GU10	1.5W	230V	50lm	Red	-	15000	30°	50	59	10	6007328032434
G219Y	Yellow GU10 1.5W LED (Blister Pack)	GU10	1.5W	230V	120lm	Yellow	-	15000	30°	50	59	10	6007328032427

Not dimmable

Classic

Opal Golfball

2 year warranty



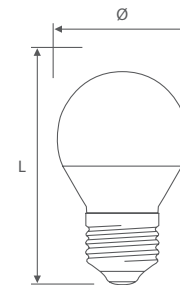
E14



E27



B22



Code	Description	Base	Watt	Volt	Luminous Flux	Colour Temp	CRI	Lamp Life Hours	Beam Angle	Ø mm	L mm	Box Qty	Barcode
G840	Warm White E14 3W Opal Golfball LED	E14	3W	230V	210lm	3000K	≥80	15000	190°	45	82	12	6007328360285
G841	Warm White E27 3W Opal Golfball LED	E27	3W	230V	210lm	3000K	≥80	15000	190°	45	83	12	6007328360292
G842	Warm White B22 3W Opal Golfball LED	B22	3W	230V	210lm	3000K	≥80	15000	190°	45	81	12	6007328360308
G935	Warm White E14 7W Opal Golfball Ceramic LED	E14	7W	230V	560lm	3000K	≥80	15000	190°	45	82	10	6007328364436
G933	Warm White E27 7W Opal Golfball Ceramic LED	E27	7W	230V	560lm	3000K	≥80	15000	190°	45	83	10	6007328364412
G934	Warm White B22 7W Opal Golfball Ceramic LED	B22	7W	230V	560lm	3000K	≥80	15000	190°	45	81	10	6007328364429

Not dimmable



Premium

Opal Golfball

EMC Compliant 3 year warranty



B22



E27



E14

Code	Description	Base	Watt	Volt	Luminous Flux	Colour Temp	CRI	Lamp Life Hours	Beam Angle	Ø mm	L mm	Box Qty	Barcode
G720	Warm White E14 5W Opal Golfball Plastic LED	E14	5W	230V	400lm	3000K	≥80	25000	190°	45	82	10	6007328350149
G721	Warm White E27 5W Opal Golfball Plastic LED	E27	5W	230V	400lm	3000K	≥80	25000	190°	45	83	10	6007328350156
G722	Warm White B22 5W Opal Golfball Plastic LED	B22	5W	230V	400lm	3000K	≥80	25000	190°	45	81	10	6007328350163

Not dimmable 

Premium



Dimmable Opal Golfball

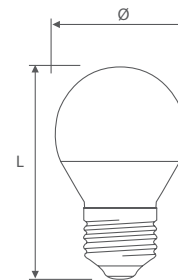
3 year warranty



E27



B22



Code	Description	Base	Watt	Volt	Luminous Flux	Colour Temp	CRI	Lamp Life Hours	Beam Angle	Ø mm	L mm	Box Qty	Barcode
G1038EWW	Warm White E27 5W Opal Golfball LED	E27	5W	230V	450lm	3000K	≥80	25000	230°	45	80	10	6007328391418
G1038BWW	Warm White B22 5W Opal Golfball LED	B22	5W	230V	450lm	3000K	≥80	25000	230°	45	80	10	6007328391401

Dimmable

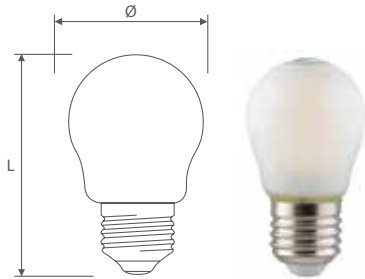
Please ensure that the minimum load requirement of each respective dimmer is adhered to.

Ensure the dimming module is compatible with the lamp.

Dimmer modules available:

LED Trailing Edge Rotary Dimmer (CO179)

LED Trailing Edge Push Button Dimmer (CO150)



FILAMENT

Frosted Filament Golfball



2 year warranty



B22



E27

Code	Description	Base	Watt	Volt	Luminous Flux	Colour Temp	CRI	Lamp Life Hours	Beam Angle	Ø mm	L mm	Box Qty	Barcode
G652BP	Warm White E27 4W Frosted Filament Golfball LED	E27	4W	230V	400lm	3000K	≥80	15000	350°	45	80	10	6007328380900
G653BP	Warm White B22 4W Frosted Filament Golfball LED	B22	4W	230V	400lm	3000K	≥80	15000	350°	45	78	10	6007328381594

Not dimmable 

230V

Light Emitting Diode



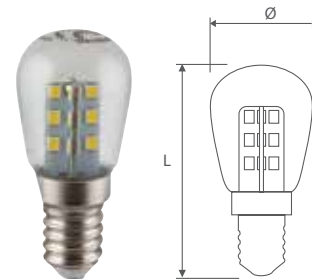
Classic

Fridge Lamp

3 year warranty




E14



Code	Description	Base	Watt	Volt	Luminous Flux	Colour Temp	CRI	Lamp Life Hours	Beam Angle	Ø mm	L mm	Box Qty	Barcode
G710CW	Cool White E14 1W Clear Pygmy LED	E14	1W	230V	90lm	4000K	≥80	15000	360°	26	58	50	6007328349495

Not dimmable



Classic

Colour Golfball




2 year warranty



B22

Code	Description	Base	Watt	Volt	Luminous Flux	Colour Temp	CRI	Lamp Life Hours	Beam Angle	Ø mm	L mm	Box Qty	Barcode
G588BL	Blue B22 1W Colour Golfball LED	B22	1W	230V	5lm	Blue	-	15000	220°	45	66	12	6007328374510
G588GN	Green B22 1W Colour Golfball LED	B22	1W	230V	15lm	Green	-	15000	220°	45	66	12	6007328374527
G588RD	Red B22 1W Colour Golfball LED	B22	1W	230V	8lm	Red	-	15000	220°	45	66	12	6007328374497
G588YL	Yellow B22 1W Colour Golfball LED	B22	1W	230V	30lm	Yellow	-	15000	220°	45	66	12	6007328374503
G588OR	Orange B22 1W Colour Golfball LED	B22	1W	230V	18lm	Orange	-	15000	220°	45	66	12	6007328380009
G588OP	Opal B22 1W Colour Golfball LED	B22	1W	230V	45lm	6500K	≥70	15000	220°	45	66	12	6007328380016

Not dimmable 

Classic

Opal Globe 6W & 7W


2 year warranty



E27




B22



Code	Description	Base	Watt	Volt	Luminous Flux	Colour Temp	CRI	Lamp Life Hours	Beam Angle	Ø mm	L mm	Box Qty	Barcode
G843	Cool White E27 6W Opal Globe LED (Blister)	E27	6W	230V	500lm	4000K	≥80	15000	180°	60	109	10	6007328360315
G843WW	Warm White E27 6W Opal Globe LED (Blister)	E27	6W	230V	500lm	3000K	≥80	15000	180°	60	109	10	6007328384199
G844	Cool White B22 6W Opal Globe LED (Blister)	B22	6W	230V	500lm	4000K	≥80	15000	180°	60	107	10	6007328360322
G844WW	Warm White B22 6W Opal Globe LED (Blister)	B22	6W	230V	500lm	3000K	≥80	15000	180°	60	107	10	6007328384205
G980ES	Cool White E27 6W Opal Globe LED (Box)	E27	6W	230V	500lm	4000K	≥80	15000	180°	60	109	100	6007328379874
G980BC	Cool White B22 6W Opal Globe LED (Box)	B22	6W	230V	500lm	4000K	≥80	15000	180°	60	107	100	6007328379881
G984	Cool White E27 7W Opal Globe LED (Twin Pack)	E27	7W	230V	560lm	4000K	≥80	15000	180°	60	110	10	6007328373070
G985	Cool White B22 7W Opal Globe LED (Twin Pack)	B22	7W	230V	560lm	4000K	≥80	15000	180°	60	109	10	6007328373087

Not dimmable



Premium

Opal Globe 6W & 9W



3 year warranty



B22



E27

Code	Description	Base	Watt	Volt	Luminous Flux	Colour Temp	CRI	Lamp Life Hours	Beam Angle	Ø mm	L mm	Box Qty	Barcode
G927	Cool White E27 6W Opal Globe LED	E27	6W	230V	510lm	4000K	≥80	25000	200°	50	92	10	6007328364351
G926	Warm White E27 6W Opal Globe LED	E27	6W	230V	510lm	3000K	≥80	25000	200°	50	92	10	6007328364344
G929	Cool White B22 6W Opal Globe LED	B22	6W	230V	510lm	4000K	≥80	25000	200°	50	92	10	6007328364375
G928	Warm White B22 6W Opal Globe LED	B22	6W	230V	510lm	3000K	≥80	25000	200°	50	92	10	6007328364368
G1032CW	Cool White E27 9W Opal Globe LED	E27	9W	230V	810lm	4000K	≥80	25000	230°	60	111	10	6007328391272
G1032WW	Warm White E27 9W Opal Globe LED	E27	9W	230V	810lm	3000K	≥80	25000	230°	60	111	10	6007328391289
G1031CW	Cool White B22 9W Opal Globe LED	B22	9W	230V	810lm	4000K	≥80	25000	230°	60	108	10	6007328391258
G1031WW	Warm White B22 9W Opal Globe LED	B22	9W	230V	810lm	3000K	≥80	25000	230°	60	108	10	6007328391265

Not dimmable

Premium

Opal Globe 10W & 15W

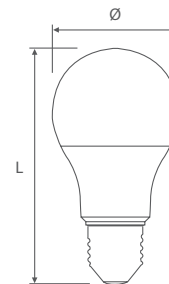
3 year warranty



E27



B22



Code	Description	Base	Watt	Volt	Luminous Flux	Colour Temp	CRI	Lamp Life Hours	Beam Angle	Ø mm	L mm	Box Qty	Barcode
G923	Cool White E27 10W Opal Globe LED	E27	10W	230V	800lm	4000K	≥80	25000	180°	60	110	10	6007328364313
G922	Warm White E27 10W Opal Globe LED	E27	10W	230V	800lm	3000K	≥80	25000	180°	60	110	10	6007328364306
G925	Cool White B22 10W Opal Globe LED	B22	10W	230V	800lm	4000K	≥80	25000	180°	60	110	10	6007328364337
G924	Warm White B22 10W Opal Globe LED	B22	10W	230V	800lm	3000K	≥80	25000	180°	60	110	10	6007328364320
G1034CW	Cool White E27 15W Opal Globe LED	E27	15W	230V	1350lm	4000K	≥80	25000	230°	60	120	10	6007328391319
G1034WW	Warm White E27 15W Opal Globe LED	E27	15W	230V	1350lm	3000K	≥80	25000	230°	60	120	10	6007328391326
G1033CW	Cool White B22 15W Opal Globe LED	B22	15W	230V	1350lm	4000K	≥80	25000	230°	60	120	10	6007328391296
G1033WW	Warm White B22 15W Opal Globe LED	B22	15W	230V	1350lm	3000K	≥80	25000	230°	60	120	10	6007328391302

Not dimmable



Premium

Switchable LED Opal Globe 7W



3 year warranty



B22



E27

Code	Description	Base	Watt	Volt	Luminous Flux	Colour Temp	CRI	Lamp Life Hours	Beam Angle	Ø mm	L mm	Box Qty	Barcode
G1035ES	E27 7W Switchable LED Opal Globe	E27	7W	230V	610lm	3000K, 4500K, 6500K	≥80	25000	230°	60	111	5	6007328391333
G1035BC	B22 7W Switchable LED Opal Globe	B22	7W	230V	610lm	3000K, 4500K, 6500K	≥80	25000	230°	60	111	5	6007328391340



SWITCHABLE 3 Colour Variations

LED

Simply flick your on/off switch to change between 3 colour variations.

Not dimmable 

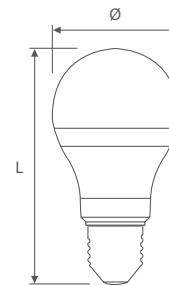


Switchable LED Opal Globe 9W

3 year warranty



E27



Code	Description	Base	Watt	Volt	Luminous Flux	Colour Temp	CRI	Lamp Life Hours	Ø mm	L mm	Box Qty	Barcode
G1054	E27 9W Switchable LED Opal Globe	E27	9W	230V	806lm	2700K - 6500K	>80	25000	60	116	20	9002759115869



EGLO CONNECT

Connect yourself to your luminaires via the Connect remote control or the free Smart Control App by AwoX and control them individually or in groups.

- 16 million shades and 50,000 whites to choose from
- Smooth dimming lets you create the perfect ambience for any moment
- No internet access needed for control
- Quick and simple installation



Dimmable 

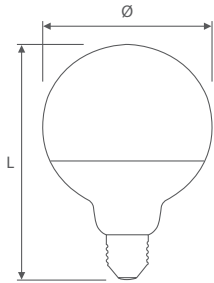
Please ensure that the minimum load requirement of each respective dimmer is adhered to.

Ensure the dimming module is compatible with the lamp.

Dimmer modules available:

LED Trailing Edge Rotary Dimmer (CO179)

LED Trailing Edge Push Button Dimmer (CO150)



Switchable LED Opal Maxi Globe 13W



3 year warranty



E27

Code	Description	Base	Watt	Volt	Luminous Flux	Colour Temp	CRI	Lamp Life Hours	Ø mm	L mm	Box Qty	Barcode
G1055	E27 13W Switchable LED Opal Globe	E27	13W	230V	1300lm	2700K - 6500K	≥80	25000	95	136	20	9002759116590



EGLO CONNECT

Connect yourself to your luminaires via the Connect remote control or the free Smart Control App by AwoX and control them individually or in groups.

- 16 million shades and 50,000 whites to choose from
- Smooth dimming lets you create the perfect ambience for any moment
- No internet access needed for control
- Quick and simple installation



Dimmable

Please ensure that the minimum load requirement of each respective dimmer is adhered to. Ensure the dimming module is compatible with the lamp.

Dimmer modules available:

LED Trailing Edge Rotary Dimmer (CO179)

LED Trailing Edge Push Button Dimmer (CO150)

Premium



Dimmable Opal Globe 9W

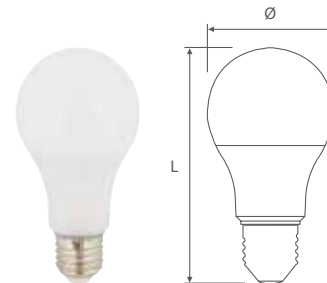
3 year warranty



E27



B22



Code	Description	Base	Watt	Volt	Luminous Flux	Colour Temp	CRI	Lamp Life Hours	Beam Angle	Ø mm	L mm	Box Qty	Barcode
G1040CW	Cool White E27 9W Opal Globe LED	E27	9W	230V	810lm	4000K	≥80	25000	230°	60	111	10	6007328391449
G1040WW	Warm White E27 9W Opal Globe LED	E27	9W	230V	810lm	3000K	≥80	25000	230°	60	111	10	6007328391456
G1039CW	Cool White B22 9W Opal Globe LED	B22	9W	230V	810lm	4000K	≥80	25000	230°	60	111	10	6007328391425
G1039WW	Warm White B22 9W Opal Globe LED	B22	9W	230V	810lm	3000K	≥80	25000	230°	60	111	10	6007328391432

Dimmable

Please ensure that the minimum load requirement of each respective dimmer is adhered to.

Ensure the dimming module is compatible with the lamp.

Dimmer modules available:

LED Trailing Edge Rotary Dimmer (CO179)

LED Trailing Edge Push Button Dimmer (CO150)



Premium

Dimmable Clear Filament Décor Globe



3 year warranty



B22



E27

Code	Description	Base	Watt	Volt	Luminous Flux	Colour Temp	CRI	Lamp Life Hours	Beam Angle	Ø mm	L mm	Box Qty	Barcode
G638BBC	Warm White B22 7W Black Apple LED	B22	7W	230V	360lm	3000K	≥80	25000	360°	60	101	25	6007328376224
G638BES	Warm White E27 7W Black Apple LED	E27	7W	230V	360lm	3000K	≥80	25000	360°	60	101	25	6007328376217
G638WBC	Warm White B22 7W White Apple LED	B22	7W	230V	360lm	3000K	≥80	25000	360°	60	101	25	6007328376200

Dimmable

Please ensure that the minimum load requirement of each respective dimmer is adhered to.

Ensure the dimming module is compatible with the lamp.

Dimmer modules available:

LED Trailing Edge Rotary Dimmer (CO179)

LED Trailing Edge Push Button Dimmer (CO150)

FILAMENT

Clear Filament Globe

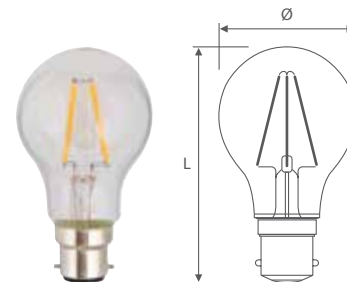
2 year warranty



E27



B22



Code	Description	Base	Watt	Volt	Luminous Flux	Colour Temp	CRI	Lamp Life Hours	Beam Angle	Ø mm	L mm	Box Qty	Barcode
G959	Warm White E27 4W Clear Filament Globe LED	E27	4W	230V	360lm	3000K	≥80	15000	360°	60	101	10	6007328366096
G958	Warm White B22 4W Clear Filament Globe LED	B22	4W	230V	360lm	3000K	≥80	15000	360°	60	103	10	6007328366089

Not dimmable



FILAMENT

Soft Hue Filament Globe



2 year warranty



B22



E27

Code	Description	Base	Watt	Volt	Luminous Flux	Colour Temp	CRI	Lamp Life Hours	Beam Angle	Ø mm	L mm	Box Qty	Barcode
G512BC	Warm White B22 6W Soft Hue Filament Globe LED	B22	6W	230V	620lm	2900K	>80	15000	300°	60	104	10	6007328392910
G512ES	Warm White E27 6W Soft Hue Filament Globe LED	E27	6W	230V	620lm	2900K	>80	15000	300°	60	104	10	6007328392903

SOFT HUE
FILAMENT LED

Produces a warm, soft light that is gentle on the eye and perfect for decorative luminaires such as bedside lamps.

Not dimmable

Classic

Mosquito Repellent Globe

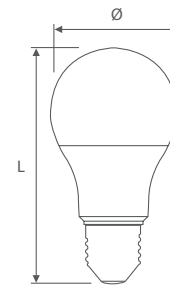
2 year warranty



E27



B22



Code	Description	Base	Watt	Volt	Luminous Flux	Colour Temp	CRI	Lamp Life Hours	Beam Angle	Ø mm	L mm	Box Qty	Barcode
G193ES	Mosquito Repellent Globe 6W LED	E27	6W	230V	200lm	Orange	≥80	15000	180°	60	119	10	6007328388661
G193BC	Mosquito Repellent Globe 6W LED	B22	6W	230V	200lm	Orange	≥80	15000	180°	60	117	10	6007328388678




Colour Temperature

610nm

Produces a wavelength of light disliked by mosquitoes, moths and certain other insects

Not dimmable



Classic

Flicker LED Lamp



2 year warranty



E27

Code	Description	Base	Watt	Volt	Colour Temp	CRI	Lamp Life Hours	Beam Angle	Ø mm	L mm	Box Qty	Barcode
G1050	Warm White E27 3W Flicker Flame LED	E27	3W	230V	1400K	≥80	15000	30°	65	136	10	6007328393634



1 LAMP =
3 MODES



Flickering Flame



Normal



Automatic Low - High Dimming

Not dimmable

Premium

Opal Day/Night Sensor Globe

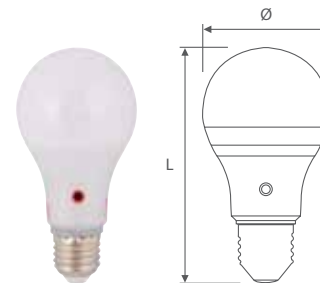
3 year warranty



E27



B22



Code	Description	Base	Watt	Volt	Luminous Flux	Colour Temp	CRI	Lamp Life Hours	Beam Angle	Ø mm	L mm	Box Qty	Barcode
G965	Cool White E27 10W Opal Ultrasonic Day/Night Sensor Globe LED	E27	10W	230V	800lm	4000K	≥70	25000	180°	65	125	10	6007328366119
G964	Cool White B22 10W Opal Ultrasonic Day/Night Sensor Globe LED	B22	10W	230V	800lm	4000K	≥70	25000	180°	65	125	10	6007328366102
G651ES	Cool White E27 6W Opal Ultrasonic Day/Night Sensor Globe LED	E27	6W	230V	480lm	4000K	≥80	25000	180°	60	117	10	6007328377764
G651BC	Cool White B22 6W Opal Ultrasonic Day/Night Sensor Globe LED	B22	6W	230V	480lm	4000K	≥80	25000	180°	60	116	10	6007328377757

AUTOMATIC SENSOR




OFF ON

This LED Day/Night sensor globe has a 20-30 second delay to allow the electronics to adjust to light conditions. It will also energize and de-energize during the first night of installation as it adjusts to conditions and sets its parameters.

Ideal exterior applications include wall mounted and pillar lanterns, and perimeter bulkheads. These lamps are also excellent to use as security lights in entrance halls and table lamps. They are sensitive to seasons, unlike timers, so if you arrive home late, you can be confident that your Day/Night sensor will switch on at the appropriate time. They are best suited for individual use in fittings with clear glass lenses. Eurolux Day/Night globes are now fitted with adjustable caps. Fit lamp as normal and adjust the sensor outwards.

Not dimmable



Classic

Colour Globe 7W



2 year warranty



B22



E27

Code	Description	Base	Watt	Volt	Luminous Flux	Colour Temp	Lamp Life Hours	Beam Angle	Ø mm	L mm	Box Qty	Barcode
G433BLL	Blue E27 7W Globe LED	E27	7W	230V	85lm	Blue	15000	210°	60	113	12	6007328388487
G434BLL	Blue B22 7W Globe LED	B22	7W	230V	85lm	Blue	15000	210°	60	111	12	6007328388524
G433GNL	Green E27 7W Globe LED	E27	7W	230V	185lm	Green	15000	210°	60	113	12	6007328388494
G434GNL	Green B22 7W Globe LED	B22	7W	230V	185lm	Green	15000	210°	60	111	12	6007328388531
G433RDL	Red E27 7W Globe LED	E27	7W	230V	150lm	Red	15000	210°	60	113	12	6007328388500
G434RDL	Red B22 7W Globe LED	B22	7W	230V	150lm	Red	15000	210°	60	111	12	6007328388548
G433YLL	Yellow E27 7W Globe LED	E27	7W	230V	630lm	Yellow	15000	210°	60	113	12	6007328388517
G434YLL	Yellow B22 7W Globe LED	B22	7W	230V	630lm	Yellow	15000	210°	60	111	12	6007328388555

Not dimmable

Classic




Opal Maxi Globe

2 year warranty



E27



Code	Description	Base	Watt	Volt	Luminous Flux	Colour Temp	CRI	Lamp Life Hours	Beam Angle	Ø mm	L mm	Box Qty	Barcode
G990WW	Warm White Dimmable E27 13W Opal Mini Maxi Globe LED	E27	13W	230V	950lm	3000K	≥80	15000	360°	95	127	10	6007328373346

Dimmable

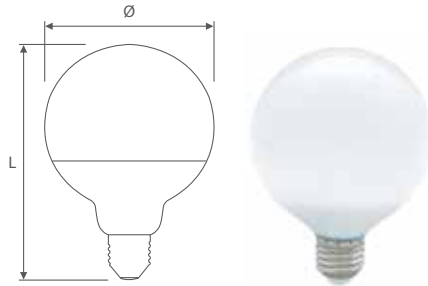
Please ensure that the minimum load requirement of each respective dimmer is adhered to.

Ensure the dimming module is compatible with the lamp.

Dimmer modules available:

LED Trailing Edge Rotary Dimmer (CO179)

LED Trailing Edge Push Button Dimmer (CO150)



Premium

Opal Mini Maxi Globe



3 year warranty



B22



E27

Code	Description	Base	Watt	Volt	Luminous Flux	Colour Temp	CRI	Lamp Life Hours	Beam Angle	Ø mm	L mm	Box Qty	Barcode
G24CW	Cool White E27 15W Opal Mini Maxi Globe LED	E27	15W	230V	1100lm	4000K	≥80	25000	200°	95	138	10	6007328385905
G24LED	Warm White E27 15W Opal Mini Maxi Globe LED	E27	15W	230V	1100lm	3000K	≥80	25000	200°	95	138	10	6007328382232
G78CW	Cool White B22 15W Opal Mini Maxi Globe LED	B22	15W	230V	1100lm	4000K	≥80	25000	200°	95	138	10	6007328394624
G78WW	Warm White B22 15W Opal Mini Maxi Globe LED	B22	15W	230V	1100lm	3000K	≥80	25000	200°	95	138	10	6007328394617
G626CW	Cool White E27 18W Opal Maxi Globe LED	E27	18W	230V	1700lm	4000K	≥80	15000	200°	120	152	10	6007328385622
G626LED	Warm White E27 18W Opal Maxi Globe LED	E27	18W	230V	1700lm	3000K	≥80	15000	200°	120	152	10	6007328382249

Not dimmable

FILAMENT

Clear Filament Mini Maxi Globe

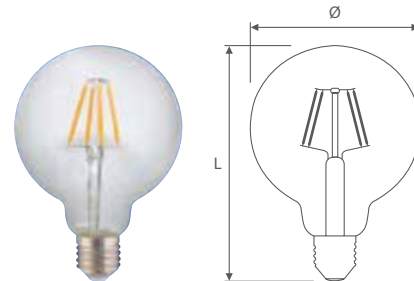
2 year warranty



E27

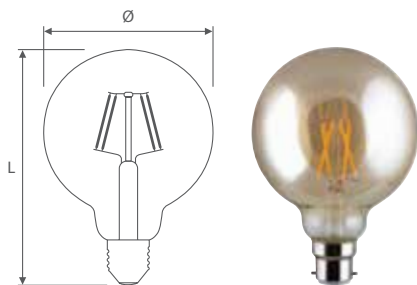


B22



Code	Description	Base	Watt	Volt	Luminous Flux	Colour Temp	CRI	Lamp Life Hours	Beam Angle	Ø mm	L mm	Box Qty	Barcode
G974	Warm White E27 4W Clear Filament Mini Maxi Globe LED	E27	4W	230V	400lm	3000K	≥80	15000	360°	95	134	10	6007328368014
G974BC	Warm White B22 4W Clear Filament Mini Maxi Globe LED	B22	4W	230V	400lm	3000K	≥80	15000	360°	95	134	10	6007328394631

Not dimmable



FILAMENT

Amber Filament Mini Maxi Globe



2 year warranty



B22



E27

Code	Description	Base	Watt	Volt	Luminous Flux	Colour Temp	CRI	Lamp Life Hours	Beam Angle	Ø mm	L mm	Box Qty	Barcode
G514BC	Warm White B22 4W Amber Filament Mini Maxi Globe LED	B22	4W	230V	370lm	2500K	>75	15000	300°	95	136	10	6007328392958
G514ES	Warm White E27 4W Amber Filament Mini Maxi Globe LED	E27	4W	230V	370lm	2500K	>75	15000	300°	95	136	10	6007328392941

Not dimmable 

FILAMENT

Clear Filament Pear Shaped Globe

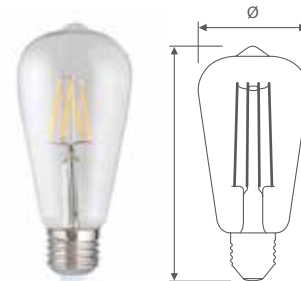
2 year warranty



E27

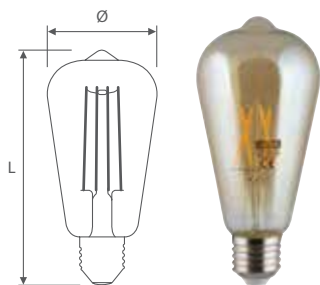


B22



Code	Description	Base	Watt	Volt	Luminous Flux	Colour Temp	CRI	Lamp Life Hours	Beam Angle	Ø mm	L mm	Box Qty	Barcode
G973	Warm White E27 4W Clear Filament Pear Shaped Globe LED	E27	4W	230V	400lm	3000K	≥80	15000	360°	64	142	10	6007328368007
G973BC	Warm White B22 4W Clear Filament Pear Shaped Globe LED	B22	4W	230V	400lm	3000K	≥80	15000	360°	64	142	10	6007328377948

Not dimmable



FILAMENT

Amber Filament Pear Shaped Globe



2 year warranty



B22



E27

Code	Description	Base	Watt	Volt	Luminous Flux	Colour Temp	CRI	Lamp Life Hours	Beam Angle	Ø mm	L mm	Box Qty	Barcode
G513ES	Warm White E27 4W Amber Filament Pear Shaped Globe LED	E27	4W	230V	370lm	2500K	>75	15000	300°	64	142	10	6007328392927
G513BC	Warm White B22 4W Amber Filament Pear Shaped Globe LED	B22	4W	230V	370lm	2500K	>75	15000	300°	64	142	10	6007328392934

Not dimmable 

Classic

Opal Candle

2 year warranty



E14



E27

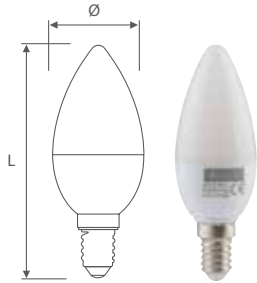


B22



Code	Description	Base	Watt	Volt	Luminous Flux	Colour Temp	CRI	Lamp Life Hours	Beam Angle	Ø mm	L mm	Box Qty	Barcode
G837	Warm White E14 3W Opal Candle LED	E14	3W	230V	210lm	3000K	≥80	15000	200°	37	99	12	6007328360254
G838	Warm White E27 3W Opal Candle LED	E27	3W	230V	210lm	3000K	≥80	15000	200°	37	101	12	6007328360261
G839	Warm White B22 3W Opal Candle LED	B22	3W	230V	210lm	3000K	≥80	15000	200°	37	99	12	6007328360278

Not dimmable



Classic

Opal Candle



2 year warranty



B22



E27



E14

Code	Description	Base	Watt	Volt	Luminous Flux	Colour Temp	CRI	Lamp Life Hours	Beam Angle	Ø mm	L mm	Box Qty	Barcode
G932CW	Cool White E14 7W Opal Candle Plastic LED	E14	7W	230V	460lm	4000K	≥80	15000	200°	37	99	10	6007328386049
G932	Warm White E14 7W Opal Candle Plastic LED	E14	7W	230V	460lm	3000K	≥80	15000	200°	37	99	10	6007328364405
G930CW	Cool White E27 7W Opal Candle Plastic LED	E27	7W	230V	460lm	4000K	≥80	15000	200°	37	100	10	6007328386025
G930	Warm White E27 7W Opal Candle Plastic LED	E27	7W	230V	460lm	3000K	≥80	15000	200°	37	100	10	6007328364382
G931CW	Cool White B22 7W Opal Candle Plastic LED	B22	7W	230V	460lm	4000K	≥80	15000	200°	37	99	10	6007328386032
G931	Warm White B22 7W Opal Candle Plastic LED	B22	7W	230V	460lm	3000K	≥80	15000	200°	37	99	10	6007328364399

Not dimmable 

Premium

Opal Candle

3 year warranty




E14



E27

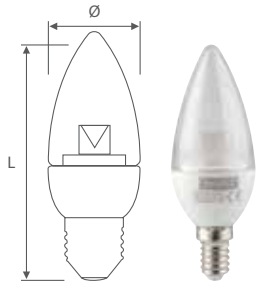


B22



Code	Description	Base	Watt	Volt	Luminous Flux	Colour Temp	CRI	Lamp Life Hours	Beam Angle	Ø mm	L mm	Box Qty	Barcode
G717	Warm White E14 5W Opal Candle Plastic LED	E14	5W	230V	400lm	3000K	≥80	25000	200°	37	99	10	6007328350118
G718	Warm White E27 5W Opal Candle Plastic LED	E27	5W	230V	400lm	3000K	≥80	25000	200°	37	100	10	6007328350125
G719	Warm White B22 5W Opal Candle Plastic LED	B22	5W	230V	400lm	3000K	≥80	25000	200°	37	99	10	6007328350132
G986	Warm White E14 5W Opal Candle LED (4pc-Pack)	E14	5W	230V	400lm	3000K	≥80	25000	200°	37	99	8	6007328373094
G987	Warm White E27 5W Opal Candle LED (4pc-Pack)	E27	5W	230V	400lm	3000K	≥80	25000	200°	37	100	8	6007328373100
G988	Warm White B22 5W Opal Candle LED (4pc-Pack)	B22	5W	230V	400lm	3000K	≥80	25000	200°	37	99	8	6007328373117

Not dimmable



Premium

Clear Candle



3 year warranty



B22



E27



E14

Code	Description	Base	Watt	Volt	Luminous Flux	Colour Temp	CRI	Lamp Life Hours	Beam Angle	Ø mm	L mm	Box Qty	Barcode
G671	Warm White E14 3W Clear Candle LED	E14	3W	230V	200lm	3000K	≥80	25000	180°	38	107	10	6007328347583
G672	Warm White E27 3W Clear Candle LED	E27	3W	230V	200lm	3000K	≥80	25000	180°	38	108.5	10	6007328347590
G673	Warm White B22 3W Clear Candle LED	B22	3W	230V	200lm	3000K	≥70	25000	180°	38	107	10	6007328347606

Not dimmable 

Premium



Dimmable Opal Candle

3 year warranty



E14



E27



B22



Code	Description	Base	Watt	Volt	Luminous Flux	Colour Temp	CRI	Lamp Life Hours	Beam Angle	Ø mm	L mm	Box Qty	Barcode
G1037SWW	Warm White E14 5W Dimmable Opal Candle LED	E14	5W	230V	450lm	3000K	≥80	25000	180°	37	100	10	6007328391371
G1037EWW	Warm White E27 5W Dimmable Opal Candle LED	E27	5W	230V	450lm	3000K	≥80	25000	180°	37	100	10	6007328391395
G1037BWW	Warm White B22 5W Dimmable Opal Candle LED	B22	5W	230V	450lm	3000K	≥80	25000	180°	37	100	10	6007328391388
G952	Warm White E14 6W Dimmable Opal Candle LED	E14	6W	230V	420lm	3000K	≥80	25000	200°	38	114	10	6007328365433
G977	Warm White E27 6W Dimmable Opal Candle LED	E27	6W	230V	420lm	3000K	≥80	25000	200°	38	110	10	6007328370949
G943	Warm White B22 6W Dimmable Opal Candle LED	B22	6W	230V	420lm	3000K	≥80	25000	200°	38	111	10	6007328364559

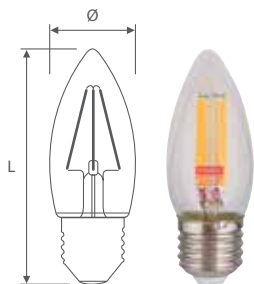
Dimmable

Please ensure that the minimum load requirement of each respective dimmer is adhered to. Ensure the dimming module is compatible with the lamp.

Dimmer modules available:

LED Trailing Edge Rotary Dimmer (CO179)

LED Trailing Edge Push Button Dimmer (CO150)



FILAMENT

Clear Filament Candle



2 year warranty



B22



B15



E27



E14

Code	Description	Base	Watt	Volt	Luminous Flux	Colour Temp	CRI	Lamp Life Hours	Beam Angle	Ø mm	L mm	Box Qty	Barcode
G792	Warm White E14 2W Clear Filament Candle LED	E14	2W	230V	200lm	2700K	≥80	15000	350°	35	98	10	6007328358404
G793	Warm White E27 2W Clear Filament Candle LED	E27	2W	230V	200lm	2700K	≥80	15000	350°	35	93	10	6007328358411
G795	Warm White B15 2W Clear Filament Candle LED	B15	2W	230V	200lm	2700K	≥80	15000	350°	35	98	10	6007328358435
G794	Warm White B22 2W Clear Filament Candle LED	B22	2W	230V	200lm	2700K	≥80	15000	350°	35	90	10	6007328358428
G955	Warm White E14 4W Clear Filament Candle LED	E14	4W	230V	310lm	3000K	≥80	15000	360°	35	102	10	6007328366058
G956	Warm White E27 4W Clear Filament Candle LED	E27	4W	230V	310lm	3000K	≥80	15000	360°	35	93	10	6007328366065
G957	Warm White B22 4W Clear Filament Candle LED	B22	4W	230V	310lm	3000K	≥80	15000	360°	35	92	10	6007328366072

Not dimmable

FILAØMENT



Dimmable Clear Filament Candle

2 year warranty



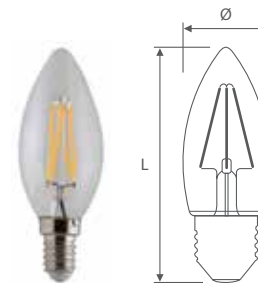
E14



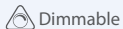
E27



B22



Code	Description	Base	Watt	Volt	Luminous Flux	Colour Temp	CRI	Lamp Life Hours	Beam Angle	Ø mm	L mm	Box Qty	Barcode
G639SES	Warm White E14 4W Clear Filament Candle LED	E14	4W	230V	400lm	3000K	≥80	15000	350°	35	98	10	6007328377917
G639ES	Warm White E27 4W Clear Filament Candle LED	E27	4W	230V	400lm	3000K	≥80	15000	350°	35	93	10	6007328377924
G639BC	Warm White B22 4W Clear Filament Candle LED	B22	4W	230V	400lm	3000K	≥80	15000	350°	35	93	10	6007328377931



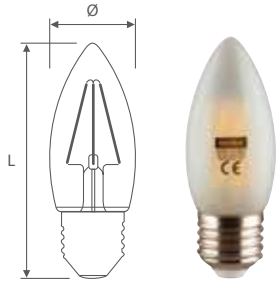
Dimmable

Please ensure that the minimum load requirement of each respective dimmer is adhered to. Ensure the dimming module is compatible with the lamp.

Dimmer modules available:

LED Trailing Edge Rotary Dimmer (CO179)

LED Trailing Edge Push Button Dimmer (CO150)


FILAMENT

Soft Hue Filament Candle

2 year warranty



B22



E27



E14

Code	Description	Base	Watt	Volt	Luminous Flux	Colour Temp	CRI	Lamp Life Hours	Beam Angle	Ø mm	L mm	Box Qty	Barcode
G510SES	Warm White E14 4W Soft Hue Filament Candle LED	E14	4W	230V	400lm	2900K	>80	15000	300°	35	98	10	6007328392842
G510ES	Warm White E27 4W Soft Hue Filament Candle LED	E27	4W	230V	400lm	2900K	>80	15000	300°	35	94	10	6007328392859
G510BC	Warm White B22 4W Soft Hue Filament Candle LED	B22	4W	230V	400lm	2900K	>80	15000	300°	35	91.2	10	6007328392866

SOFT HUE

FILAMENT LED

Produces a warm, soft light that is gentle on the eye and perfect for decorative luminaires such as bedside lamps.

Regular LED

Soft Hue LED

Not dimmable

FILAMENT

Amber Filament Candle

2 year warranty



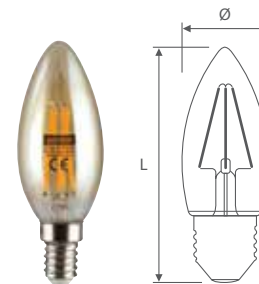
E14



E27

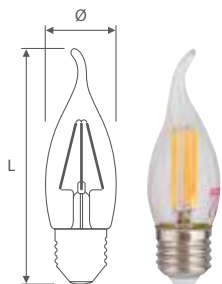


B22



Code	Description	Base	Watt	Volt	Luminous Flux	Colour Temp	CRI	Lamp Life Hours	Beam Angle	Ø mm	L mm	Box Qty	Barcode
G511SES	Warm White E14 4W Amber Filament Candle LED	E14	4W	230V	370lm	2500K	>75	15000	300°	35	98	10	6007328392873
G511ES	Warm White E27 4W Amber Filament Candle LED	E27	4W	230V	370lm	2500K	>75	15000	300°	35	94.2	10	6007328392880
G511BC	Warm White B22 4W Amber Filament Candle LED	B22	4W	230V	370lm	2500K	>75	15000	300°	35	92.4	10	6007328392897

Not dimmable



FILAMENT

Clear Filament Flame Candle



2 year warranty



B22



E27



E14

Code	Description	Base	Watt	Volt	Luminous Flux	Colour Temp	CRI	Lamp Life Hours	Beam Angle	Ø mm	L mm	Box Qty	Barcode
G970	Warm White E14 4W Clear Filament Flame Candle LED	E14	4W	230V	310lm	3000K	≥80	15000	360°	35	120	10	6007328367970
G971	Warm White E27 4W Clear Filament Flame Candle LED	E27	4W	230V	310lm	3000K	≥80	15000	360°	35	112	10	6007328367987
G972	Warm White B22 4W Clear Filament Flame Candle LED	B22	4W	230V	310lm	3000K	≥80	15000	360°	35	112	10	6007328367994

Not dimmable 

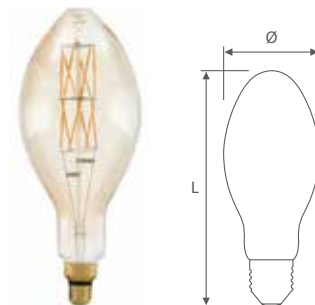


Extra - Large Vintage Amber Filament Globe

2 year warranty



E27



Code	Description	Base	Watt	Volt	Luminous Flux	Colour Temp	CRI	Lamp Life Hours	Ø mm	L mm	Box Qty	Barcode
G1047	Warm White E27 8W Amber Filament HV LED	E27	8W	230V	806lm	2100K	80	15000	140	330	6	9002759116859



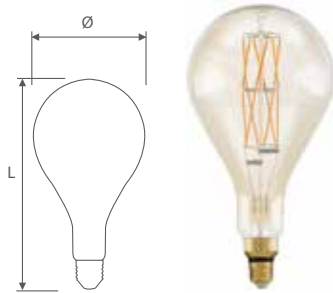
Dimmable

Please ensure that the minimum load requirement of each respective dimmer is adhered to. Ensure the dimming module is compatible with the lamp.

Dimmer modules available:

LED Trailing Edge Rotary Dimmer (CO179)

LED Trailing Edge Push Button Dimmer (CO150)



Extra - Large Vintage Amber Filament Globe

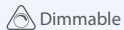


2 year warranty



E27

Code	Description	Base	Watt	Volt	Luminous Flux	Colour Temp	CRI	Lamp Life Hours	Ø mm	L mm	Box Qty	Barcode
G1048	Warm White E27 8W Amber Filament HV LED	E27	8W	230V	806lm	2100K	80	15000	160	305	6	9002759116866



Dimmable

Please ensure that the minimum load requirement of each respective dimmer is adhered to. Ensure the dimming module is compatible with the lamp.

Dimmer modules available:

LED Trailing Edge Rotary Dimmer (CO179)

LED Trailing Edge Push Button Dimmer (CO150)

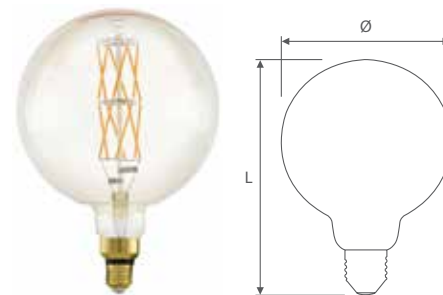


Extra - Large Vintage Amber Filament Globe

2 year warranty



E27



Code	Description	Base	Watt	Volt	Luminous Flux	Colour Temp	CRI	Lamp Life Hours	Ø mm	L mm	Box Qty	Barcode
G1049	Warm White E27 8W Amber Filament HV LED	E27	8W	230V	806lm	2100K	80	15000	200	290	6	9002759116873



Dimmable

Please ensure that the minimum load requirement of each respective dimmer is adhered to.

Ensure the dimming module is compatible with the lamp.

Dimmer modules available:

LED Trailing Edge Rotary Dimmer (CO179)

LED Trailing Edge Push Button Dimmer (CO150)

Classic

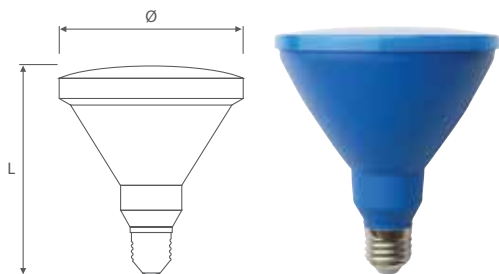
PAR38 Colour Reflector



2 year warranty



E27



Code	Description	Base	Watt	Volt	Luminous Flux	Colour Temp	CRI	Lamp Life Hours	Beam Angle	Ø mm	L mm	Box Qty	Barcode
G994BL	Blue E27 14W Colour PAR38 LED	E27	14W	230V	350lm	Blue	-	15000	45°	121	131	10	6007328376583
G994GN	Green E27 14W Colour PAR38 LED	E27	14W	230V	480lm	Green	-	15000	50°	121	131	10	6007328377771
G994RD	Red E27 14W Colour PAR38 LED	E27	14W	230V	250lm	Red	-	15000	45°	121	131	10	6007328376576
G994YL	Yellow E27 14W Colour PAR38 LED	E27	14W	230V	680lm	Yellow	-	15000	60°	121	131	10	6007328376606
G994CW	Cool White E27 14W PAR38 LED	E27	14W	230V	920lm	4000K	≥80	15000	38°	121	131	10	6007328376552
G994WW	Warm White E27 14W PAR38 LED	E27	14W	230V	920lm	3000K	≥80	15000	38°	121	131	10	6007328376569

Not dimmable

Premium**PAR Reflector**

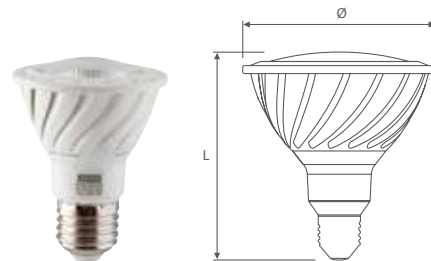
3 year warranty



E14




E27



Code	Description	Base	Watt	Volt	Luminous Flux	Colour Temp	CRI	Lamp Life Hours	Beam Angle	Ø mm	L mm	Box Qty	Barcode
G658BP	Warm White E14 5W PAR16 LED	E14	5W	230V	165lm	3000K	≥80	25000	60°	50	76	25	6007328347170
G657BP	Cool White E14 5W PAR16 LED	E14	5W	230V	425lm	4000K	≥80	25000	60°	50	76	10	6007328347163
G576BP	Cool White E27 12W PAR30 LED	E27	12W	230V	950lm	4000K	≥80	25000	60°	95	96	10	6007328343509

PAR LED lamps are not suitable for outdoor use.

Not dimmable



Classic

R50 Reflector



2 year warranty



E14

Code	Description	Base	Watt	Volt	Luminous Flux	Colour Temp	CRI	Lamp Life Hours	Beam Angle	Ø mm	L mm	Box Qty	Barcode
G909CW	Cool White E14 6W R50 LED	E14	6W	230V	450lm	4000K	≥80	15000	120°	50	83	12	6007328379898
G909	Warm White E14 6W R50 LED	E14	6W	230V	450lm	3000K	≥80	15000	120°	50	83	12	6007328363484
G938	Warm White E14 5W R50 LED	E14	5W	230V	350lm	3000K	≥70	15000	110°	50	86	80	6007328364467

Not dimmable 

230V

Light Emitting Diode



Classic

R63 Reflector

2 year warranty



E27



Code	Description	Base	Watt	Volt	Luminous Flux	Colour Temp	CRI	Lamp Life Hours	Beam Angle	Ø mm	L mm	Box Qty	Barcode
G1012	Cool White E27 8W R63 LED	E27	8W	230V	640lm	4000K	≥80	15000	110°	63	101	12	6007328382768
G1012WW	Warm White E27 8W R63 LED	E27	8W	230V	640lm	3000K	≥80	15000	110°	63	101	12	6007328388227

Not dimmable



Classic

R80 Reflector



2 year warranty



E27

Code	Description	Base	Watt	Volt	Luminous Flux	Colour Temp	CRI	Lamp Life Hours	Beam Angle	Ø mm	L mm	Box Qty	Barcode
G1013	Cool White E27 10W R80 LED	E27	10W	230V	800lm	4000K	≥80	15000	110°	80	115	48	6007328382775
G1013WW	Warm White E27 10W R80 LED	E27	10W	230V	800lm	3000K	≥80	15000	110°	80	115	48	6007328388234

Not dimmable 

230V

Light Emitting Diode


FILAMENT

R50, R63 & R80 - Filament Reflector

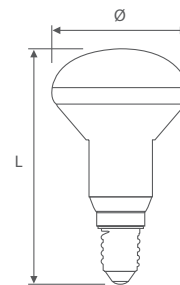
2 year warranty



E14

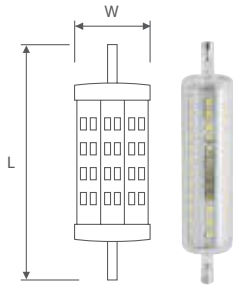


E27



Code	Description	Base	Watt	Volt	Luminous Flux	Colour Temp	CRI	Lamp Life Hours	Beam Angle	Ø mm	L mm	Box Qty	Barcode
G1051	Warm White E14 4W R50 LED	E14	4W	230V	340lm	2800K	≥75	15000	180°	50	85	10	6007328393818
G1052	Warm White E27 6W R63 LED	E27	6W	230V	540lm	2800K	≥75	15000	180°	63	99	8	6007328393825
G1053	Warm White E27 8W R80 LED	E27	8W	230V	680lm	2800K	≥75	15000	180°	80	106	8	6007328393832

Not dimmable



Classic

R7s




2 year warranty



R7s

Code	Description	Base	Watt	Volt	Luminous Flux	Colour Temp	CRI	Lamp Life Hours	Beam Angle	W mm	L mm	Box Qty	Barcode
G951CW	Cool White R7s 5W J78 LED	R7s	5W	230V	450lm	4000K	≥80	15000	250°	25	78	10	6007328364689
G951WW	Warm White R7s 5W J78 LED	R7s	5W	230V	450lm	3000K	≥80	15000	250°	25	78	10	6007328384083
G950CW	Cool White R7s 10W J118 LED	R7s	10W	230V	1000lm	4000K	≥80	15000	250°	26.5	118	10	6007328364672
G950WW	Warm White R7s 10W J118 LED	R7s	10W	230V	1000lm	3000K	≥80	15000	250°	26.5	118	10	6007328384090

Not dimmable 

230V

Light Emitting Diode



Premium

Rocket Lamp

3 year warranty



E27



E40



Code	Description	Base	Watt	Volt	Luminous Flux	Colour Temp	CRI	Lamp Life Hours	Beam Angle	Ø mm	L mm	Box Qty	Barcode
G1041CW	Cool White E27 50W Rocket LED	E27	50W	230V	4200lm	4000K	≥80	25000	280°	100	218	16	6007328391463
G1042CW	Cool White E40 60W Rocket LED	E40	60W	230V	5400lm	4000K	≥80	25000	280°	100	304	12	6007328391470

Not dimmable



Premium

T - Lamp




3 year warranty



E27

Code	Description	Base	Watt	Volt	Luminous Flux	Colour Temp	CRI	Lamp Life Hours	Beam Angle	Ø mm	L mm	Box Qty	Barcode
G1043CW	Cool White E27 20W T - Lamp LED	E27	20W	230V	1800lm	4000K	≥80	25000	200°	80	150	50	6007328391487
G1044CW	Cool White E27 30W T - Lamp LED	E27	30W	230V	2700lm	4000K	≥80	25000	200°	100	175	40	6007328391494
G1045CW	Cool White E27 40W T - Lamp LED	E27	40W	230V	3600lm	4000K	≥80	25000	200°	120	205	30	6007328391500
G1046CW	Cool White E27 50W T - Lamp LED	E27	50W	230V	4500lm	4000K	≥80	25000	200°	140	236	20	6007328391517

Not dimmable 

Premium

PL Lamp

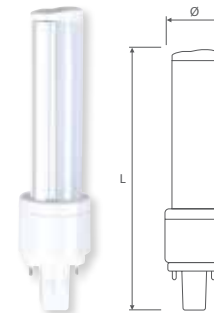
3 year warranty



G24d



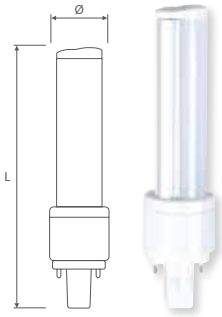
G24q



Code	Description	Base	Watt	Volt	Luminous Flux	Colour Temp	CRI	Lamp Life Hours	Beam Angle	W mm	L mm	Box Qty	Barcode
G35LC	Cool White G24d 6W PL LED	G24d	6W	230V	540lm	4000K	>80	30000	>120°	35	131	50	6007328389644
G35LW	Warm White G24d 6W PL LED	G24d	6W	230V	540lm	3000K	>80	30000	>120°	35	131	50	6007328389651
G628LC	Cool White G24q 6W PL LED	G24q	6W	230V	540lm	4000K	>80	30000	>120°	35	131	50	6007328389729
G628LW	Warm White G24q 6W PL LED	G24q	6W	230V	540lm	3000K	>80	30000	>120°	35	131	50	6007328389736

Not dimmable

These lamps should be installed by a qualified electrician and the fitting should be rewired. This is not a direct PL Fluorescent retrofit. All Control gear must be removed. A fused terminal block is recommended to be added to the live connection.



Premium

PL Lamp




3 year warranty



G24d

Code	Description	Base	Watt	Volt	Luminous Flux	Colour Temp	CRI	Lamp Life Hours	Beam Angle	W mm	L mm	Box Qty	Barcode
G34LC	Cool White G24d 8W PL LED	G24d	8W	230V	720lm	4000K	>80	30000	>120°	37	146	50	6007328389620
G34LW	Warm White G24d 8W PL LED	G24d	8W	230V	720lm	3000K	>80	30000	>120°	37	146	50	6007328389637
G33LC	Cool White G24d 10W PL LED	G24d	10W	230V	1000lm	4000K	>80	30000	>120°	37	164	50	6007328389606
G33LW	Warm White G24d 10W PL LED	G24d	10W	230V	1000lm	3000K	>80	30000	>120°	37	164	50	6007328389613

Not dimmable 

These lamps should be installed by a qualified electrician and the fitting should be rewired. This is not a direct PL Fluorescent retrofit. All Control gear must be removed. A fused terminal block is recommended to be added to the live connection.

230V

Light Emitting Diode




Premium

PL Lamp

3 year warranty



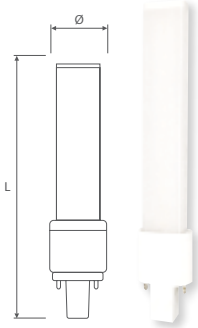
2G11



Code	Description	Base	Watt	Volt	Luminous Flux	Colour Temp	CRI	Lamp Life Hours	Beam Angle	W mm	L mm	Box Qty	Barcode
G624LCW	Cool White 2G11 24W PL LED	2G11	24W	230V	2160lm	4000K	>80	30000	>120°	40	540	20	6007328392279

Not dimmable

These lamps should be installed by a qualified electrician and the fitting should be rewired. This is not a direct PL Fluorescent retrofit. All Control gear must be removed. A fused terminal block is recommended to be added to the live connection.



Premium

PL Lamp



3 year warranty



G23

Code	Description	Base	Watt	Volt	Luminous Flux	Colour Temp	CRI	Lamp Life Hours	Beam Angle	W mm	L mm	Box Qty	Barcode
G37LC	Cool White G23 4.5W PL LED	G23	4.5W	230V	450lm	4000K	>80	30000	>120°	32	166	20	6007328389682
G37LW	Warm White G23 4.5W PL LED	G23	4.5W	230V	450lm	3000K	>80	30000	>120°	32	166	20	6007328389699
G36LC	Cool White G23 6W PL LED	G23	6W	230V	600lm	4000K	>80	30000	>120°	32	236	20	6007328389668
G36LW	Warm White G23 6W PL LED	G23	6W	230V	600lm	3000K	>80	30000	>120°	32	236	20	6007328389675

Not dimmable 

These lamps should be installed by a qualified electrician and the fitting should be rewired. This is not a direct PL Fluorescent retrofit. All Control gear must be removed. A fused terminal block is recommended to be added to the live connection.

Premium

2D

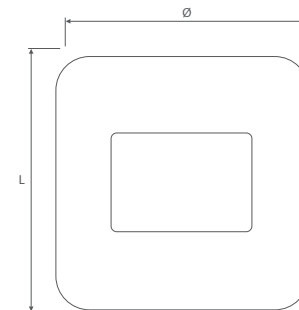
3 year warranty



GR8



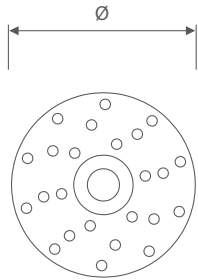
GR10q



Code	Description	Watt	Volt	Luminous Flux	Colour Temp	CRI	Lamp Life Hours	Beam Angle	W mm	L mm	Box Qty	Barcode
G32LC	Cool White GR8 9W 2D LED	9W	230V	1000lm	4000K	>80	25000	>120°	144	144	46	6007328390947
G530LC	Cool White GR10q 12W 2D LED	12W	230V	1350lm	4000K	>80	25000	>120°	194	194	46	6007328390954

Not dimmable

These lamps should be installed by a qualified electrician and the fitting should be rewired. This is not a direct 2D Fluorescent retrofit. All Control gear must be removed. A fused terminal block is recommended to be added to the live connection.



Premium

LED Module



3 year warranty



Module

Code	Description	Watt	Volt	Luminous Flux	Colour Temp	CRI	Lamp Life Hours	Beam Angle	Ø mm	Box Qty	Barcode
G1016CW	Cool White 12W LED Module	12W	230V	1200lm	4000K	>80	25000	150°	125	100	6007328383970
G1016WW	Warm White 12W LED Module	12W	230V	1200lm	3000K	>80	25000	150°	125	100	6007328383987
G1017CW	Cool White 18W LED Module	18W	230V	1800lm	4000K	>80	25000	150°	180	60	6007328384830
G1017WW	Warm White 18W LED Module	18W	230V	1800lm	3000K	>80	25000	150°	180	60	6007328384847
G1018CW	Cool White 24W LED Module	24W	230V	2400lm	4000K	>80	25000	150°	180	30	6007328384854
G1018WW	Warm White 24W LED Module	24W	230V	2400lm	3000K	>80	25000	150°	180	60	6007328384861



- LED modules are a patent pending solution suitable for mounting in any round metal ceiling or wall fitting.
- Heat retardant PC cover
- Wide angle lens

Not dimmable 


Premium

Opal T5 Tube

3 year warranty



G5



Code	Description	Base	Watt	Volt	Luminous Flux	Colour Temp	CRI	Lamp Life Hours	Beam Angle	Ø mm	L mm	Box Qty	Barcode
G44CW	Cool White G5 8W Opal T5 LED Tube	G5	8W	230V	800lm	4000K	≥80	30000	180°	18.4	550	25	6007328385509
G44DL	Daylight G5 8W Opal T5 LED Tube	G5	8W	230V	800lm	6500K	≥80	30000	180°	18.4	550	25	6007328385516
G44WW	Warm White G5 8W Opal T5 LED Tube	G5	8W	230V	800lm	3000K	≥80	30000	180°	18.4	550	25	6007328385523
G45CW	Cool White G5 16W Opal T5 LED Tube	G5	16W	230V	1600lm	4000K	≥80	30000	180°	18.4	1149	25	6007328385530
G45DL	Daylight G5 16W Opal T5 LED Tube	G5	16W	230V	1600lm	6500K	≥80	30000	180°	18.4	1149	25	6007328385547
G45WW	Warm White G5 16W Opal T5 LED Tube	G5	16W	230V	1600lm	3000K	≥80	30000	180°	18.4	1149	25	6007328385554
G46CW	Cool White G5 20W Opal T5 LED Tube	G5	20W	230V	2000lm	4000K	≥80	30000	180°	18.4	1449	25	6007328385561
G46DL	Daylight G5 20W Opal T5 LED Tube	G5	20W	230V	2000lm	6500K	≥80	30000	180°	18.4	1449	25	6007328385578
G46WW	Warm White G5 20W Opal T5 LED Tube	G5	20W	230V	2000lm	3000K	≥80	30000	180°	18.4	1449	25	6007328385585

These lamps should be installed by a qualified electrician, as they are not a direct T5 Fluorescent retrofit.

Not dimmable

Premium

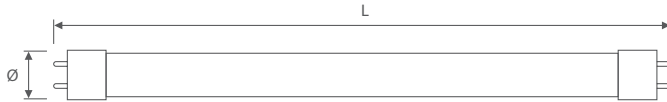
Opal T8 Tube



3 year warranty



G13



Code	Description	Base	Watt	Volt	Luminous Flux	Colour Temp	CRI	No. of LED's	Lamp Life Hours	Beam Angle	Ø mm	L mm	Box Qty	Barcode
G967CW	Cool White G13 9W Opal 2ft T8 LED Tube	G13	9W	230V	850lm	4000K	≥70	60	30000	120°	29	604 (2ft)	25	6007328368656
G967DW	Daylight G13 9W Opal 2ft T8 LED Tube	G13	9W	230V	850lm	6000K	≥70	60	30000	120°	29	604 (2ft)	25	6007328373049
G968CW	Cool White G13 18W Opal 4ft T8 LED Tube	G13	18W	230V	1700lm	4000K	≥70	120	30000	120°	29	1213 (4ft)	25	6007328368663
G968DW	Daylight G13 18W Opal 4ft T8 LED Tube	G13	18W	230V	1700lm	6000K	≥70	120	30000	120°	29	1213 (4ft)	25	6007328373056

These lamps should be installed by a qualified electrician, as they are not a direct T8 Fluorescent retrofit.

Not dimmable 

230V

Light Emitting Diode




Premium

Opal T8 Tube

3 year warranty



G13



Code	Description	Base	Watt	Volt	Luminous Flux	Colour Temp	CRI	No. of LED's	Lamp Life Hours	Beam Angle	Ø mm	L mm	Box Qty	Barcode
G969CW	Cool White G13 24W Opal 5ft T8 LED Tube	G13	24W	230V	2300lm	4000K	≥70	150	30000	120°	29	1513 (5ft)	25	6007328368670
G969DW	Daylight G13 24W Opal 5ft T8 LED Tube	G13	24W	230V	2300lm	6000K	≥70	150	30000	120°	29	1513 (5ft)	25	6007328373063

These lamps should be installed by a qualified electrician, as they are not a direct T8 Fluorescent retrofit.

Not dimmable

Premium


Opal T8 Glass Tube



3 year warranty



G13



Code	Description	Base	Watt	Volt	Luminous Flux	Colour Temp	CRI	No. of LED's	Lamp Life Hours	Beam Angle	Ø mm	L mm	Box Qty	Barcode
G285	Daylight G13 18W Opal 4ft T8 LED Tube	G13	18W	230V	1500lm	6500K	>70	120	25000	120°	26	1213(4ft)	25	6007328393603
G286	Daylight G13 24W Opal 5ft T8 LED Tube	G13	24W	230V	2000lm	6500K	>70	150	25000	120°	26	1513 (5ft)	25	6007328393610

These lamps should be installed by a qualified electrician, as they are not a direct T8 Fluorescent retrofit.

Not dimmable

Classic

Grow Light T8 Tube

2 year warranty



G13



Code	Description	Base	Watt	Volt	400 ~ 500nm Photons	600 ~ 700nm Photons	Photosynthetic PPF (μ mol/s)	PRA WATT (mW)	Lamp Life Hours	\varnothing mm	L mm	Box Qty	Barcode
G135	G13 9W T8 LED Grow Tube	G13	9W	230V	2.25	9.45	13.5	2700	15000	25	604	25	6007328388753
G136	G13 18W T8 LED Grow Tube	G13	18W	230V	4.5	18.9	27	5400	15000	25	1213.6	25	6007328388760
G137	G13 24W T8 LED Grow Tube	G13	24W	230V	6	25.2	36	7200	15000	25	1514.2	25	6007328388777



Produces wave lengths that promote photo - biological processes in plants.

These lamps should be installed by a qualified electrician, as they are not a direct T8 Fluorescent retrofit.

Not dimmable 



Rechargeable LED Lamp




B22



E27

Code	Description	Base	Watt	Volt	Luminous Flux	Colour Temp	Lamp Life Hours	Battery	Battery Life	Charge Time	Ø mm	L mm	Box Qty	Barcode
G983	Daylight E27 5W Rechargeable LED Lamp	E27	5W	230V	300lm	6500K	30000	3.7V 1.5Ah Sealed Li-ion	5 Hours	8-10 Hours	65	115	30	6007328372998
G982	Daylight B22 5W Rechargeable LED Lamp	B22	5W	230V	300lm	6500K	30000	3.7V 1.5Ah Sealed Li-ion	5 Hours	8-10 Hours	65	115	30	6007328372981

Not dimmable 

230V

Light Emitting Diode

LED

Classic

GX53

2 year warranty

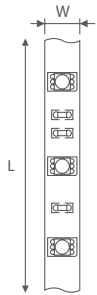


GX53



Code	Description	Base	Watt	Volt	Luminous Flux	Colour Temp	CRI	Lamp Life Hours	Beam Angle	Ø mm	L mm	Box Qty	Barcode
G635CW	Cool White GX53 6W LED	GX53	6W	230V	410lm	4000K	≥70	15000	95°	74	28	10	6007328345961
G635WW	Warm White GX53 6W LED	GX53	6W	230V	410lm	3000K	≥70	15000	95°	74	28	10	6007328345978

Not dimmable




Eglo Connect Smart LED Strip

EMC Compliant 2 year warranty

Including plug-in power supply driver (driver not IP rated)




Code	Description	Watt	Volt	Luminous Flux	Colour	W mm	L mm	Box Qty	Barcode
G1056	RGB 5m LED Strip	3.8W/m	12V DC	2000lm	2700K - 6500K	12	5000	20	9002759327330
G1057	RGB 3m LED Strip	3.8W/m	12V DC	1200lm	2700K - 6500K	12	3000	20	9002759327415




EGLO CONNECT

Connect yourself to your luminaires via the Connect remote control or the free Smart Control App by AwoX and control them individually or in groups.

- 16 million shades and 50,000 whites to choose from
- Smooth dimming lets you create the perfect ambience for any moment
- No internet access needed for control
- Quick and simple installation

 Dimmable

Please ensure that the minimum load requirement of each respective dimmer is adhered to. Ensure the dimming module is compatible with the lamp.

Dimmer modules available:

LED Trailing Edge Rotary Dimmer (CO179)

LED Trailing Edge Push Button Dimmer (CO150)

DIY 4.8W/m LED Strip IP65 Kit

2 year warranty



Including plug-in power supply driver (driver not IP rated)

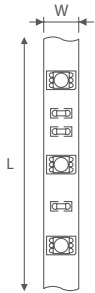
Adhesive tape for easy application



Code	Description	Watt	Volt	Luminous Flux	Colour	LED's/ Meter	Lamp Life Hours	Beam Angle	W mm	L mm	Box Qty	Barcode
G800CW	Cool White 1m LED Strip	4.8W/m	12V DC	370lm/m	6500K	60/m	30000	120°	8	1000	6	6007328358978
G800WW	Warm White 1m LED Strip	4.8W/m	12V DC	360lm/m	3000K	60/m	30000	120°	8	1000	6	6007328358985
G801CW	Cool White 3m LED Strip	4.8W/m	12V DC	370lm/m	6500K	60/m	30000	120°	8	3000	6	6007328358992
G801WW	Warm White 3m LED Strip	4.8W/m	12V DC	360lm/m	3000K	60/m	30000	120°	8	3000	6	6007328359005
G802CW	Cool White 5m LED Strip	4.8W/m	12V DC	370lm/m	6500K	60/m	30000	120°	8	5000	6	6007328359111
G802WW	Warm White 5m LED Strip	4.8W/m	12V DC	360lm/m	3000K	60/m	30000	120°	8	5000	6	6007328359128

Ensure the correct driver is used to power the length of strip i.e. wattage.
For optimum performance strips should run for a maximum of 12 Hours in a 24 Hour cycle.

Not dimmable



DIY 7.2W/m LED Strip IP65 Kit



2 year warranty

Including plug-in power supply driver (driver not IP rated)

*RGB kits include sensor and remote control with multiple colour options

Adhesive tape for easy application

Code	Description	Watt	Volt	Luminous Flux	Colour	LED's/ Meter	Lamp Life Hours	Beam Angle	W mm	L mm	Box Qty	Barcode
G803CW	Cool White 4 x 0.5m LED Strip	7.2W/m	12V DC	480lm/m	6500K	30/m	30000	120°	10	4 x 500	10	6007328359012
G803WW	Warm White 4 x 0.5m LED Strip	7.2W/m	12V DC	460m/m	3000K	30/m	30000	120°	10	4 x 500	10	6007328359029
G803RGB	RGB 4 x 0.5m LED Strip	7.2W/m	12V DC	R>10 G>35 B>10lm/m	Red/Green/ Blue	30/m	30000	120°	10	4 x 500	10	6007328359036
G809CW	Cool White 2m LED Strip	7.2W/m	12V DC	480lm/m	6500K	30/m	30000	120°	10	2000	6	6007328359074
G809WW	Warm White 2m LED Strip	7.2W/m	12V DC	460lm/m	3000K	30/m	30000	120°	10	2000	6	6007328359081
G804RGB	RGB 2m LED Strip	7.2W/m	12V DC	R>10 G>35 B>10lm/m	Red/Green/ Blue	30/m	30000	120°	10	2000	6	6007328359043

Ensure the correct driver is used to power the length of strip i.e. wattage.
For optimum performance strips should run for a maximum of 12 Hours in a 24 Hour cycle.

Not dimmable 

DIY 7.2W/m LED Strip IP65 Kit

2 year warranty



Including plug-in power supply driver (driver not IP rated)

*RGB kits include sensor and remote control with multiple colour options

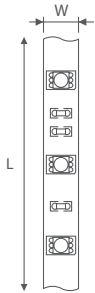
Adhesive tape for easy application



Code	Description	Watt	Volt	Luminous Flux	Colour	LED's/ Meter	Lamp Life Hours	Beam Angle	W mm	L mm	Box Qty	Barcode
G810CW	Cool White 3m LED Strip	7.2W/m	12V DC	480lm/m	6500K	30/m	30000	120°	10	3000	6	6007328359098
G805RGB	RGB 3m LED Strip	7.2W/m	12V DC	R>10 G>35 B>10lm/m	Red/Green/ Blue	30/m	30000	120°	10	3000	6	6007328359050
G813CW	Cool White 5m LED Strip	7.2W/m	12V DC	480lm/m	6500K	30/m	30000	120°	10	5000	6	6007328359104
G806RGB	RGB 5m LED Strip	7.2W/m	12V DC	R>10 G>35 B>10lm/m	Red/Green/ Blue	30/m	30000	120°	10	5000	6	6007328359067

Ensure the correct driver is used to power the length of strip i.e. wattage.
For optimum performance strips should run for a maximum of 12 Hours in a 24 Hour cycle.

Not dimmable 



4.8W/m LED Strip IP20



1 year warranty

Constant voltage LED strip
 Excludes drivers: 15W (CO13), 30W (CO14), 100W (CO15)
 Excludes adaptors (CO131) & connectors (CO134)
 Adhesive tape for easy application

Code	Description	Watt	Volt	Luminous Flux	Colour	LED's/ Meter	Lamp Life Hours	Beam Angle	W mm	L mm	Box Qty	Barcode
G654CW	Cool White 5m LED Strip	4.8W/m	12V DC	300lm/m	Cool White	60/m	30000	120°	8	5000	25	6007328346890
G654WW	Warm White 5m LED Strip	4.8W/m	12V DC	300lm/m	Warm White	60/m	30000	120°	8	5000	25	6007328346906
G654BL	Blue 5m LED Strip	4.8W/m	12V DC	85lm/m	Blue	60/m	30000	120°	8	5000	25	6007328346937
G654GN	Green 5m LED Strip	4.8W/m	12V DC	280lm/m	Green	60/m	30000	120°	8	5000	25	6007328346920
G654PI	Pink 5m LED Strip	4.8W/m	12V DC	65lm/m	Pink	60/m	30000	120°	8	5000	25	6007328346951
G654PL	Purple 5m LED Strip	4.8W/m	12V DC	50lm/m	Purple	60/m	30000	120°	8	5000	25	6007328346968
G654RD	Red 5m LED Strip	4.8W/m	12V DC	60lm/m	Red	60/m	30000	120°	8	5000	25	6007328346913
G654Y	Yellow 5m LED Strip	4.8W/m	12V DC	70lm/m	Yellow	60/m	30000	120°	8	5000	25	6007328346944

Ensure the correct driver is used to power the length of strip i.e. wattage. For optimum performance, strips should run for a maximum of 12 Hours in a 24 Hour cycle.

4.8W/m LED Strip IP65

1 year warranty



Constant voltage LED strip

Excludes drivers: 15W (CO13), 30W (CO14), 100W (CO15)

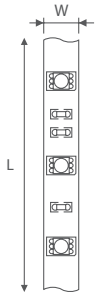
Excludes adaptors (CO131) & connectors (CO134)

Adhesive tape for easy application



Code	Description	Watt	Volt	Luminous Flux	Colour	LED's/ Meter	Lamp Life Hours	Beam Angle	W mm	L mm	Box Qty	Barcode
G649CW	Cool White 5m LED Strip	4.8W/m	12V DC	300lm/m	Cool White	60/m	30000	120°	8	5000	25	6007328346326
G649WW	Warm White 5m LED Strip	4.8W/m	12V DC	300lm/m	Warm White	60/m	30000	120°	8	5000	25	6007328346333
G649BL	Blue 5m LED Strip	4.8W/m	12V DC	85lm/m	Blue	60/m	30000	120°	8	5000	25	6007328346364
G649GN	Green 5m LED Strip	4.8W/m	12V DC	280lm/m	Green	60/m	30000	120°	8	5000	25	6007328346357
G649P	Pink 5m LED Strip	4.8W/m	12V DC	65lm/m	Pink	60/m	30000	120°	8	5000	25	6007328346692
G649PL	Purple 5m LED Strip	4.8W/m	12V DC	50lm/m	Purple	60/m	30000	120°	8	5000	25	6007328346975
G649RD	Red 5m LED Strip	4.8W/m	12V DC	60lm/m	Red	60/m	30000	120°	8	5000	25	6007328346340
G649Y	Yellow 5m LED Strip	4.8W/m	12V DC	70lm/m	Yellow	60/m	30000	120°	8	5000	25	6007328346371

Ensure the correct driver is used to power the length of strip i.e. wattage. For optimum performance, strips should run for a maximum of 12 Hours in a 24 Hour cycle.



14.4W/m LED Strip IP20



1 year warranty

Constant voltage LED strip
 Excludes drivers: 15W (CO13), 30W (CO14), 100W (CO15)
 Excludes adaptors (CO132) & connectors (CO135)
 Adhesive tape for easy application

Code	Description	Watt	Volt	Luminous Flux	Colour	LED's/ Meter	Lamp Life Hours	Beam Angle	W mm	L mm	Box Qty	Barcode
G655CW	Cool White 5m LED Strip	14.4W/m	12V DC	1050lm/m	Cool White	60/m	30000	120°	10	5000	25	6007328346999
G655WW	Warm White 5m LED Strip	14.4W/m	12V DC	1050lm/m	Warm White	60/m	30000	120°	10	5000	25	6007328347002
G655BL	Blue 5m LED Strip	14.4W/m	12V DC	310lm/m	Blue	60/m	30000	120°	10	5000	25	6007328347033
G655GN	Green 5m LED Strip	14.4W/m	12V DC	1000lm/m	Green	60/m	30000	120°	10	5000	25	6007328347026
G655PI	Pink 5m LED Strip	14.4W/m	12V DC	220lm/m	Pink	60/m	30000	120°	10	5000	25	6007328347057
G655PL	Purple 5m LED Strip	14.4W/m	12V DC	180lm/m	Purple	60/m	30000	120°	10	5000	25	6007328347064
G655RD	Red 5m LED Strip	14.4W/m	12V DC	210lm/m	Red	60/m	30000	120°	10	5000	25	6007328347019
G655Y	Yellow 5m LED Strip	14.4W/m	12V DC	250lm/m	Yellow	60/m	30000	120°	10	5000	25	6007328347040

Ensure the correct driver is used to power the length of strip i.e. wattage. For optimum performance, strips should run for a maximum of 12 Hours in a 24 Hour cycle.

14.4W/m LED Strip IP65

1 year warranty

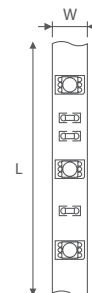


Constant voltage LED strip

Excludes drivers: 15W (CO13), 30W (CO14), 100W (CO15)

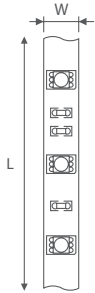
Excludes adaptors (CO132) & connectors (CO135)

Adhesive tape for easy application



Code	Description	Watt	Volt	Luminous Flux	Colour	LED's/ Meter	Lamp Life Hours	Beam Angle	W mm	L mm	Box Qty	Barcode
G650CW	Cool White 5m LED Strip	14.4W/m	12V DC	1050lm/m	Cool White	60/m	30000	120°	10	5000	25	6007328346388
G650WW	Warm White 5m LED Strip	14.4W/m	12V DC	1050lm/m	Warm White	60/m	30000	120°	10	5000	25	6007328346395

Ensure the correct driver is used to power the length of strip i.e. wattage. For optimum performance, strips should run for a maximum of 12 Hours in a 24 Hour cycle.



14.4W/m LED Strip IP65



1 year warranty

Constant voltage LED strip

Excludes drivers: 15W (CO13), 30W (CO14), 100W (CO15)

Excludes adaptors (CO132) (RGB: CO133) & connectors (CO135) (RGB: CO136)


*G650RGB includes driver, sensor and remote control with multiple colour options

Adhesive tape for easy application

Code	Description	Watt	Volt	Luminous Flux	Colour	LED's/ Meter	Lamp Life Hours	Beam Angle	W mm	L mm	Box Qty	Barcode
G650RGB	RGB 5m LED Strip	14.4W/m	12V DC	R>350 G>800 B>250lm/m	Red/Green/ Blue	60/m	30000	120°	10	5000	25	6007328346449
G650BL	Blue 5m LED Strip	14.4W/m	12V DC	310lm/m	Blue	60/m	30000	120°	10	5000	25	6007328346425
G650GN	Green 5m LED Strip	14.4W/m	12V DC	1000lm/m	Green	60/m	30000	120°	10	5000	25	6007328346418
G650P	Pink 5m LED Strip	14.4W/m	12V DC	220lm/m	Pink	60/m	30000	120°	10	5000	25	6007328346708
G650PL	Purple 5m LED Strip	14.4W/m	12V DC	180lm/m	Purple	60/m	30000	120°	10	5000	25	6007328346982
G650RD	Red 5m LED Strip	14.4W/m	12V DC	210lm/m	Red	60/m	30000	120°	10	5000	25	6007328346401
G650Y	Yellow 5m LED Strip	14.4W/m	12V DC	250lm/m	Yellow	60/m	30000	120°	10	5000	25	6007328346432

Ensure the correct driver is used to power the length of strip i.e. wattage. For optimum performance, strips should run for a maximum of 12 Hours in a 24 Hour cycle.

CFL



The Eurolux CFL range, has a colour, shape, size and brightness to suit almost any retrofit or replacement need. Make the conscious choice and reduce 80% electricity, running costs and harmful pollutants by switching to energy efficient lighting.

Compared to Incandescent lamps, our CFL's have the following advantages:

80%
Less Pollution

80%
Electricity Saving

80%
Less Expense

80% Electricity Saving
Less Running Costs
Less Pollution

80% Energy Saving

WARM WHITE or
COOL WHITE

up to
8 000 Hours

LOW HEAT

NON-DIMMABLE

Environmentally
Conscious
Choice

All our CFL lamps have the following attributes:

LAMP TYPE	LAMP CONVERSION CHART	
	Incandescent	CFL
Globe	40W 60W 100W	→ 12W 9W 11-15W 20W
Golfball	40W	→ 5W
Candle	40W	→ 3W
RT5	48W	→ 24W
PAR38	100W	→ 18W

Compact Fluorescent

Throughout the 20th century, fluorescent lamps were commonly used by businesses and organisations. Because these lamps used less energy, they helped lower utility bills, making them an attractive option for commercial organisations. Because of its design, however, a traditional fluorescent lamp (tube) does not fit in most residential light fixtures. This factor kept these lamps from catching on with homeowners for many years. The spiral tube compact fluorescent lamp (CFL) that would fit in the average fixture was invented in 1976 by Edward Hammer, an engineer with General Electric (GE), in response to the 1973 oil crisis. Hammer is credited as the inventor of the compact fluorescent lamp (CFL), and his first prototype can be viewed at the Smithsonian Museum in Washington, USA.

Although the design met its goals, it would have cost GE about US\$25-million to build new factories to produce the lamps; thus the invention was shelved. The design was however eventually copied by others. In 1995, spiral lamps, manufactured in China, became commercially available and their sales have since steadily increased.

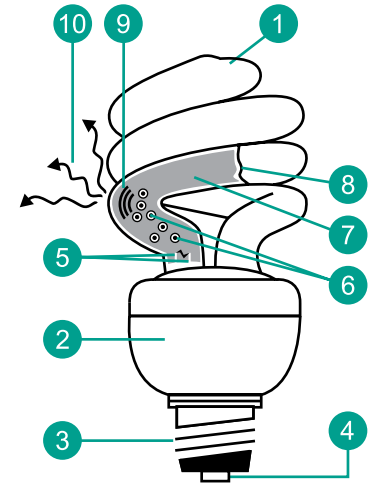
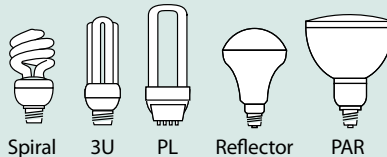
In 1980, Philips introduced its model SL, which was a screw-in lamp with an integral ballast. The lamp used a folded T4 tube, stable tri-colour phosphors and a mercury amalgam. This was the first successful screw-in replacement for an incandescent lamp. In 1985, Osram started selling its model EL lamp, which

was the first CFL to include an electronic ballast.

Development of fluorescent lamps, which could fit in the same space as comparable incandescent light bulbs, required the development of new, high-efficacy phosphors that could withstand more power per unit area than the phosphors used in older, larger fluorescent tubes.

CFL Shapes & Types

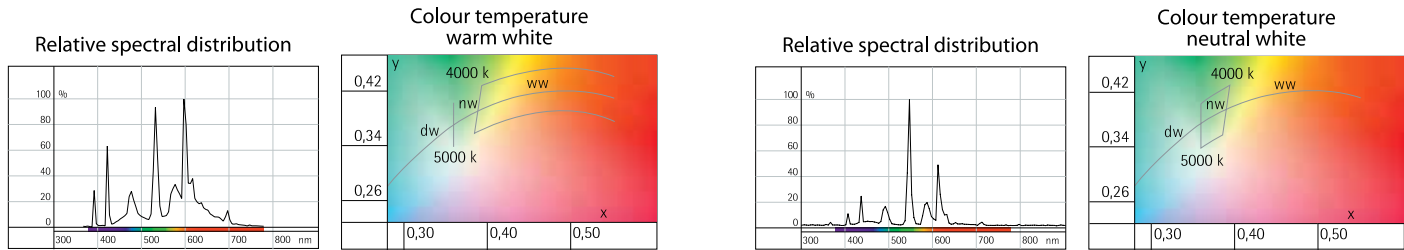
Compact fluorescent lamps are available as a straight tubes & spirals. Starters and fluorescent lamp chokes are necessary for their operation; on two pin lamps, however, the starters are already integrated into the end cap.



Diagram

1. Glass Bulb
2. Ballast
3. Base
4. Electrical contact
5. Electrodes
6. Electrons
7. Argon Gas
8. Phosphor Coating
9. Ultra-violet Light
10. Visible Light

Compact Fluorescent



Properties

By bending or coiling the discharge tubes, compact fluorescent lamps are made shorter than ordinary fluorescent lamps. They have fundamentally the same properties as the conventional fluorescent lamps; above all these are high luminous efficacy and long life. The relatively small volume of the discharge tubes can produce a focused light using the luminaire's reflector. Compact fluorescent lamps with integrated starters are generally not dimmable, although certain dimmable models are now available. There are also types available with an external starter, which via electronic control gear can allow dimming.

Physics

The fluorescent lamp is a low pressure discharge lamp that works using mercury. The gas filling consists of an inert gas that makes the ignition easier and controls the discharge. The mercury vapour emits ultraviolet radiation upon excitation. Fluorescent substances on the inside surface of the discharge tube convert the ultraviolet radiation into visible light using fluorescence. A voltage surge is used to ignite the lamp. The discontinuous spectrum of fluorescent lamps has a poorer colour rendition property than that of incandescent lamps with a continuous spectrum. The colour rendition of fluorescent lamps can be improved at the cost of luminous efficacy. Conversely, increasing the

luminous efficacy causes a worsening of the colour rendition. The light colour can be in the warm white, neutral white or daylight white range, depending on the proportion of the individual fluorescent substances.

Compact fluorescent lamps operate like linear fluorescent tubes. They consist of two parts: an argon gas-filled tube and an electronic ballast. The gas in the tube glows with ultraviolet light when electricity from the ballast flows through it. This in turn excites a white phosphor coating on the inside of the tube, which emits visible light throughout the surface of the tube.

CFL's and the Green Movement

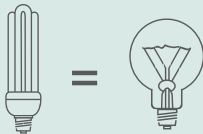
The first compact fluorescent lamps went on sale during the late 1970's. While some consumers initially tried them out, most couldn't be swayed away from incandescent bulbs, due to the much higher up front cost of the CFL. As the green movement grew through the 1990's, many consumers began to try CFL's due to their lower operating cost, and because they are considered greener than incandescent lamps. At this stage, CFL's produced light that was very dim and sterile. Responding to complaints on lighting quality, GE and other manufacturers worked to improve the lamp. By the early 21st century, the lighting produced by a CFL was nearly identical to that produced by an incandescent bulb. In addition, organisations like Energy Star began to emphasize the cost and energy savings of these lamps, making them one of the most popular lighting choices on the market today.

Interesting facts about CFL's

- CFL's last up to 6 times longer than incandescent light bulbs
- If you change one 60W incandescent light bulb for a 12W CFL spiral you would:
- Reduce your energy costs over the lifetime of the CFL by R259.20.
- You could reduce your carbon footprint by 293.76kg of CO2. This is the same as a sixth of what a medium sized car produces in CO2 per annum and the equivalent to what 3.25 middle aged trees sequester per annum.
- You could also reduce 3.456mg of poisonous mercury from escaping into our environment and potentially poisoning up to 172.8 litres of water.

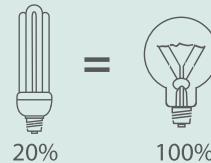


Brightness




Power Consumption

5W	=	25W
7W	=	35W
8W	=	40W
9W	=	45W
10W	=	50W
11W	=	55W
12W	=	60W
13W	=	65W
15W	=	75W
18W	=	90W
20W	=	100W
45W	=	225W
85W	=	425W



Average Lamp Life



3U 12V DC



E27



B22



Code	Description	Base	Watt	Volt	Luminous Flux	Colour Temp	CRI	Lamp Life Hours	Ø mm	L mm	Box Qty	Barcode
G12.	Cool White E27 9W 12V DC 3U CFL	E27	9W	12V DC	410lm	4200K	≥80	6000	54	130	12	6007328026242
G11	Cool White B22 9W 12V DC 3U CFL	B22	9W	12V DC	410lm	4200K	≥80	6000	54	130	12	6007328026259
G13	Cool White E27 11W 12V DC 3U CFL	E27	11W	12V DC	500lm	4200K	≥80	6000	54	130	12	6007328314479
G10	Cool White E27 13W 12V DC 3U CFL	E27	13W	12V DC	550lm	4200K	≥80	6000	54	140	12	6007328025016
G9	Cool White B22 13W 12V DC 3U CFL	B22	13W	12V DC	550lm	4200K	≥80	6000	54	140	12	6007328026266



3U 110V



E27

Code	Description	Base	Watt	Volt	Luminous Flux	Colour Temp	CRI	Lamp Life Hours	Ø mm	L mm	Box Qty	Barcode
G278	Cool White E27 15W 110V 3U CFL	E27	15W	110V	800lm	4200K	≥80	6000	48	138	12	6007328328568
G229	Cool White E27 23W 110V 3U CFL	E27	23W	110V	1300lm	4200K	≥80	6000	48	162	12	6007328322382
G389	Cool White E27 15W 110V Covered "Bullet" 3U CFL	E27	15W	110V	750lm	4200K	≥80	6000	64	175	8	6007328335528
G390	Cool White E27 20W 110V Covered "Bullet" 3U CFL	E27	20W	110V	1000lm	4200K	≥80	6000	64	175	10	6007328335511

110V lamps are suitable for mining industry applications.

3U 9W



E14



E27



B22



Code	Description	Base	Watt	Volt	Luminous Flux	Colour Temp	CRI	Lamp Life Hours	Ø mm	L mm	Box Qty	Barcode
G353	Warm White E14 9W 3U CFL	E14	9W	220V-240V	450lm	2700K	≥80	6000	41	110	12	6007328333159
G352	Cool White E27 9W 3U CFL	E27	9W	220V-240V	450lm	4000K	≥80	6000	41	110	12	6007328333135
G351	Cool White B22 9W 3U CFL	B22	9W	220V-240V	450lm	4000K	≥80	6000	41	110	12	6007328333142



3U 11W



E27

E14

Code	Description	Base	Watt	Volt	Luminous Flux	Colour Temp	CRI	Lamp Life Hours	Ø mm	L mm	Box Qty	Barcode
G328	Cool White E14 11W 3U CFL	E14	11W	220V-240V	550lm	4000K	≥80	6000	41	115	12	6007328330714
G340	Warm White E14 11W 3U CFL	E14	11W	220V-240V	550lm	2700K	≥80	6000	41	115	12	6007328332534
G5	Cool White E27 11W 3U CFL	E27	11W	220V-240V	550lm	4000K	≥80	6000	41	115	12	6007328016502
G736	Cool White E27 11W 3U CFL (5pc Pack)	E27	11W	220V-240V	550lm	4000K	≥80	6000	41	115	12	6007328353959
G162	Warm White E27 11W 3U CFL	E27	11W	220V-240V	550lm	2700K	≥80	6000	41	115	12	6007328027898

3U 11W




B15



B22



Code	Description	Base	Watt	Volt	Luminous Flux	Colour Temp	CRI	Lamp Life Hours	Ø mm	L mm	Box Qty	Barcode
G327	Cool White B15 11W 3U CFL	B15	11W	220V-240V	550lm	4000K	≥80	6000	41	115	12	6007328330707
G339	Warm White B15 11W 3U CFL	B15	11W	220V-240V	550lm	2700K	≥80	6000	41	115	12	6007328332541
G6	Cool White B22 11W 3U CFL	B22	11W	220V-240V	550lm	4000K	≥80	6000	41	115	12	6007328016496
G737	Cool White B22 11W 3U (5pc Pack)	B22	11W	220V-240V	550lm	4000K	≥80	6000	41	115	12	6007328353966
G161	Warm White B22 11W 3U CFL	B22	11W	220V-240V	550lm	2700K	≥80	6000	41	115	12	6007328027874



3U 15W



B22



E27

Code	Description	Base	Watt	Volt	Luminous Flux	Colour Temp	CRI	Lamp Life Hours	Ø mm	L mm	Box Qty	Barcode
G3	Cool White E27 15W 3U CFL	E27	15W	220V-240V	800lm	4000K	≥80	6000	48	138	12	6007328019343
G738	Cool White E27 15W 3U CFL (5pc Pack)	E27	15W	220V-240V	800lm	4000K	≥80	6000	48	138	6	6007328353973
G160	Warm White E27 15W 3U CFL	E27	15W	220V-240V	800lm	2700K	≥80	6000	48	138	12	6007328027850
G405	Cool White E27 15W Covered "Bullet" 3U CFL	E27	15W	220V-240V	750lm	4000K	≥80	6000	64	175	8	6007328337218
G4	Cool White B22 15W 3U CFL	B22	15W	220V-240V	800lm	4000K	≥80	6000	48	138	12	6007328020110
G731	Cool White B22 15W 3U CFL (5pc Pack)	B22	15W	220V-240V	800lm	4000K	≥80	6000	48	138	6	6007328353904
G159	Warm White B22 15W 3U CFL	B22	15W	220V-240V	800lm	2700K	≥80	6000	48	138	12	6007328027836

3U 20W



E27



B22



Code	Description	Base	Watt	Volt	Luminous Flux	Colour Temp	CRI	Lamp Life Hours	Ø mm	L mm	Box Qty	Barcode
G1	Cool White E27 20W 3U CFL	E27	20W	220V-240V	1155lm	4000K	≥80	6000	48	152	12	6007328000358
G209	Warm White E27 20W 3U CFL	E27	20W	220V-240V	1155lm	2700K	≥80	6000	48	152	12	6007328322979
G406	Cool White E27 20W Covered "Bullet" 3U CFL	E27	20W	220V-240V	1000lm	4000K	≥80	6000	64	175	8	6007328337225
G2	Cool White B22 20W 3U CFL	B22	20W	220V-240V	1155lm	4000K	≥80	6000	48	152	12	6007328000501
G330	Warm White B22 20W 3U CFL	B22	20W	220V-240V	1155lm	2700K	≥80	6000	48	152	12	6007328331018



Maxi CFL



E40

E27

Code	Description	Base	Watt	Volt	Luminous Flux	Colour Temp	CRI	Lamp Life Hours	Ø mm	L mm	Box Qty	Barcode
G163	Cool White E27 45W 4U CFL	E27	45W	220V-240V	2600lm	4000K	≥80	6000	78	210	12	6007328016489
G384BP	Daylight E27 85W Maxi Spiral CFL	E27	85W	220V-240V	4800lm	6400K	≥80	6000	103	295	4	6007328335320
G241	Daylight E40 85W Maxi Spiral CFL	E40	85W	220V-240V	4800lm	6400K	≥80	6000	103	285	4	6007328322986
G529	Daylight E40 120W 6U CFL	E40	120W	220V-240V	6000lm	6400K	≥80	6000	105	340	4	6007328340744

Eurolux 4U, 6U and Maxi Spiral CFL's are ideally suited for use in large lanterns, floodlights, high bays and certain street lights.

3U Day/Night Sensor



E27



Code	Description	Base	Watt	Volt	Luminous Flux	Colour Temp	CRI	Lamp Life Hours	Ø mm	L mm	Box Qty	Barcode
G397	Cool White E27 11W Day/Night Sensor 3U CFL (Blister Pack)	E27	11W	220V-240V	550lm	4000K	≥80	6000	50	135	10	6007328336129
G937	Cool White E27 11W Day/Night Sensor 3U CFL (Twin Blister Pack)	E27	11W	220V-240V	550lm	4000K	≥80	6000	50	135	10	6007328364450
G383BP	Warm White E27 15W Day/Night Sensor 3U CFL (Blister Pack)	E27	15W	220V-240V	800lm	2700K	≥80	6000	50	145	10	6007328335337
G227	Cool White E27 15W Day/Night Sensor 3U CFL (Blister Pack)	E27	15W	220V-240V	800lm	4000K	≥80	6000	50	145	10	6007328322337
G281	Cool White E27 20W Day/Night Sensor 3U CFL (Blister Pack)	E27	20W	220V-240V	1155lm	4000K	≥80	6000	50	160	10	6007328328841

This Day/Night sensor CFL has a 20 - 30 second delay to allow the electronics to adjust to light conditions. It will also energize and de-energize during the first night of installation as it adjusts to conditions and sets its parameters.

Ideal exterior applications include wall mounted and pillar lanterns, and perimeter bulkheads. These lamps are also excellent to use as security lights in entrance halls and table lamps. They are sensitive to seasons, unlike timers, so if you arrive home late, you can be confident that your Day/Night sensor will switch on at the appropriate time. Best suited for individual use in fittings with clear glass lenses. Eurolux Day/Night lamps are now fitted with adjustable caps. Fit lamp as normal and adjust the sensor outwards.



3U Day/Night Sensor



B22

Code	Description	Base	Watt	Volt	Luminous Flux	Colour Temp	CRI	Lamp Life Hours	Ø mm	L mm	Box Qty	Barcode
G396	Cool White B22 11W Day/Night Sensor 3U CFL (Blister Pack)	B22	11W	220V-240V	550lm	4000K	≥80	6000	50	135	10	6007328336112
G936	Cool White B22 11W Day/Night Sensor 3U CFL (Twin Blister Pack)	B22	11W	220V-240V	550lm	4000K	≥80	6000	50	135	10	6007328364443
G382BP	Warm White B22 15W Day/Night Sensor 3U CFL (Blister Pack)	B22	15W	220V-240V	800lm	2700K	≥80	6000	50	145	10	6007328335344
G228	Cool White B22 15W Day/Night Sensor 3U CFL (Blister Pack)	B22	15W	220V-240V	800lm	4000K	≥80	6000	50	145	10	6007328322344
G280	Cool White B22 20W Day/Night Sensor 3U CFL (Blister Pack)	B22	20W	220V-240V	1155lm	4000K	≥80	6000	50	155	10	6007328328834

This Day/Night sensor CFL has a 20-30 second delay to allow the electronics to adjust to light conditions. It will also energize and de-energize during the first night of installation as it adjusts to conditions and sets its parameters.

Ideal exterior applications include wall mounted and pillar lanterns, and perimeter bulkheads. These lamps are also excellent to use as security lights in entrance halls and table lamps. They are sensitive to seasons, unlike timers, so if you arrive home late, you can be confident that your Day/Night sensor will switch on at the appropriate time. Best suited for individual use in fittings with clear glass lenses. Eurolux Day/Night lamps are now fitted with adjustable caps. Fit lamp as normal and adjust the sensor outwards.

Mini Spiral



E14




E27



B22



Code	Description	Base	Watt	Volt	Luminous Flux	Colour Temp	CRI	Lamp Life Hours	Ø mm	L mm	Box Qty	Barcode
G534BP	Cool White E14 12W Mini Spiral CFL (Blister Pack)	E14	12W	220V-240V	600lm	4000K	≥80	6000	43	95	10	6007328341154
G495BP	Warm White E14 12W Mini Spiral CFL (Blister Pack)	E14	12W	220V-240V	600lm	2700K	≥80	6000	43	95	10	6007328340355
G431BP	Cool White E27 12W Mini Spiral CFL (Blister Pack)	E27	12W	220V-240V	600lm	4000K	≥80	6000	43	95	10	6007328338727
G432BP	Warm White E27 12W Mini Spiral CFL (Blister Pack)	E27	12W	220V-240V	600lm	2700K	≥80	6000	43	95	10	6007328338734
G429BP	Cool White B22 12W Mini Spiral CFL (Blister Pack)	B22	12W	220V-240V	600lm	4000K	≥80	6000	43	95	10	6007328338611
G430BP	Warm White B22 12W Mini Spiral CFL (Blister Pack)	B22	12W	220V-240V	600lm	2700K	≥80	6000	43	95	10	6007328338710



R63 & R80 Reflector



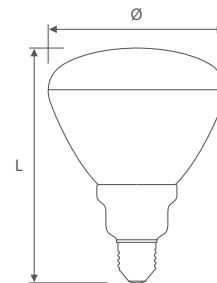
E27

Code	Description	Base	Watt	Volt	Luminous Flux	Colour Temp	CRI	Lamp Life Hours	Ø mm	L mm	Box Qty	Barcode
G22BP	Warm White E27 8W R63 Reflector CFL (Blister Pack)	E27	8W	220V-240V	250lm	2700K	≥80	6000	63	100	8	6007328026006
G374	Cool White E27 8W R63 Reflector CFL (Blister Pack)	E27	8W	220V-240V	250lm	4200K	≥80	6000	63	100	8	6007328334422
G21BP	Warm White E27 10W R80 Reflector CFL (Blister Pack)	E27	10W	220V-240V	300lm	2700K	≥80	6000	80	118	8	6007328026013
G375	Cool White E27 10W R80 Reflector CFL (Blister Pack)	E27	10W	220V-240V	300lm	4200K	≥80	6000	80	118	8	6007328334415


PAR38 Reflector




E27



Code	Description	Base	Watt	Volt	Luminous Flux	Colour Temp	CRI	Lamp Life Hours	Ø mm	L mm	Box Qty	Barcode
G23	Warm White E27 18W PAR38 Reflector CFL	E27	18W	220V-240V	500lm	2700K	≥80	6000	118	160	8	6007328025993
G213	Cool White E27 18W PAR38 Reflector CFL	E27	18W	220V-240V	500lm	4000K	≥80	6000	118	160	8	6007328031147
G181BL	Blue E27 18W PAR38 Reflector CFL	E27	18W	220V-240V	350lm	Blue	-	6000	118	160	8	6007328028857
G181GN	Green E27 18W PAR38 Reflector CFL	E27	18W	220V-240V	655lm	Green	-	6000	118	160	8	6007328028833
G181Y	Yellow E27 18W PAR38 Reflector CFL	E27	18W	220V-240V	200lm	Yellow	-	6000	118	160	8	6007328329657
G181RD	Red E27 18W PAR38 Reflector CFL	E27	18W	220V-240V	400lm	Red	-	6000	118	160	8	6007328028840



PL - G23 & PL - 2G11



2G11



G23

Code	Description	Base	Watt	Luminous Flux	Colour Temp	CRI	Lamp Life Hours	W mm	D mm	L mm	Box Qty	Barcode
G38	Cool White G23 7W PL7 2-Pin CFL	G23	7W	325lm	4200K	≥80	8000	26	20	130	10	6007328011958
G37	Cool White G23 9W PL9 2-Pin CFL	G23	9W	450lm	4200K	≥80	8000	27	20	160	10	6007328002277
G130	Cool White G23 9W PL9 2-Pin CFL (Blister Pack)	G23	9W	450lm	4200K	≥80	8000	31	17	165	10	6007328027140
G631	Warm White G23 9W PL9 2-Pin CFL	G23	9W	350lm	2700K	≥80	8000	31	17	165	10	6007328345916
G131	Cool White G23 11W PL11 2-Pin CFL (Blister Pack)	G23	11W	720lm	4200K	≥80	8000	31	17	216	10	6007328027164
G36	Cool White G23 11W PL11 2-Pin CFL	G23	11W	720lm	4200K	≥80	8000	31	17	216	10	6007328023081
G624WW	Warm White 2G11 55W PL55 CFL	2G11	55W	3400lm	2700k	≥80	8000	43	23	525	50	6007328370963

G23 lamps are 2-Pin PL lamps. They have a built-in starter and require a magnetic ballast.

PL - G24d




G24d



Code	Description	Base	Watt	Luminous Flux	Colour Temp	CRI	Lamp Life Hours	W mm	D mm	L mm	Box Qty	Barcode
G623	Cool White G24d-1 10W PL10 2-Pin CFL	G24d-1	10W	420lm	4000K	≥80	8000	34	34	121	10	6007328345763
G35	Cool White G24d-1 13W PL13 2-Pin CFL	G24d-1	13W	640lm	4000K	≥80	8000	34	34	138	10	6007328027690
G632	Warm White G24d-1 13W PL13 2-Pin CFL	G24d-1	13W	850lm	2800K	≥80	8000	34	34	138	10	6007328345886
G34	Cool White G24d-2 18W PL18 2-Pin CFL	G24d-2	18W	900lm	4000K	≥80	8000	34	34	165	10	6007328011941
G633	Warm White G24d-2 18W PL18 2-Pin CFL	G24d-2	18W	1190lm	2800K	≥80	8000	34	34	165	10	6007328345893
G33	Cool White G24d-3 26W PL26 2-Pin CFL	G24d-3	26W	1200lm	4000K	≥80	8000	34	34	180	10	6007328023029
G634	Warm White G24d-3 26W PL26 2-Pin CFL	G24d-3	26W	1310lm	2800K	≥80	8000	34	34	180	10	6007328345909

G24d lamps are 2-Pin PL lamps. They have a built-in starter and require a magnetic ballast.



PL - G24q



G24q

Code	Description	Base	Watt	Luminous Flux	Colour Temp	CRI	Lamp Life Hours	W mm	D mm	L mm	Box Qty	Barcode
G628	Cool White G24q-1 13W PL13 4-Pin CFL	G24q-1	13W	850lm	4200K	≥80	8000	34	34	138	10	6007328345855
G628WW	Warm White G24q-1 13W PL13 4-Pin CFL	G24q-1	13W	850lm	2800K	≥80	8000	34	34	138	10	6007328373285
G629	Cool White G24q-2 18W PL18 4-Pin CFL	G24q-2	18W	900lm	4200K	≥80	8000	34	34	165	10	6007328345862
G629WW	Warm White G24q-2 18W PL18 4-Pin CFL	G24q-2	18W	900lm	2800K	≥80	8000	34	34	165	10	6007328373292
G630	Cool White G24q-3 26W PL26 4-Pin CFL	G24q-3	26W	1180lm	4200K	≥80	8000	34	34	170	10	6007328345879
G645	Daylight G24q-3 26W PL26 4-Pin CFL	G24q-3	26W	1050lm	6500K	≥80	8000	34	34	170	10	6007328346203

G24q lamps are 4-Pin PL lamps. They have a built-in starter and require an electronic ballast.

Halogen

In 1882, a carbon filament lamp using chlorine to prevent darkening of the envelope was patented, and chlorine-filled “NoVak” lamps were marketed in 1892. Carbon filaments were eventually replaced with tantalum and tungsten, which were slower to evaporate than carbon, thus extending the life of the light bulb. Tungsten first began its use as a filament material in vacuum lamps in 1911. General Electric used a coiled tungsten filament inside a bulb with inert gases in 1913. This light bulb was so successful that in 1919, more than 200 million light bulbs were sold in the USA alone.



The next advance in light bulbs was the discovery of the tungsten-halogen cycle; a discovery that found the introduction of halogen into the light bulb brightened the light and extended the life of the bulb. The first halogen bulbs were introduced in 1959 when Elmer Fridrich and Emmett Wiley patented their tungsten halogen lamp. The following year,

General Electric engineer Frederick Moby introduced an improved halogen bulb and got a patent for his tungsten halogen A-lamp that could fit into a standard light bulb socket.

The energy crisis of the 1970s led to General Electric making further improvement in halogen bulbs. By the 1980s, \$2 billion worth of halogen bulbs were sold each year by 70 different manufacturers in the USA. The USA National Energy Security Act of 1992 mandated the use of more-efficient light bulbs, which was a boost to both halogen bulbs and compact fluorescent lamps. Between 1993 and 1998, halogen bulb sales increased 15% per year and the market grew to \$10 billion annually.

Halogen bulbs have also been improved with infrared-reflecting technology. This allows the halogen bulb to put out the same amount of light while using less power.

Tungsten halogen lamps operate in the same way as incandescent lamps and have a similar design with a tungsten filament contained within an inert gas and a small amount of a halogen such as iodine, chlorine or bromine.

Properties

The tungsten halogen lamp and reflector lamp emits a whiter light than conventional incandescent lamps. Its light colour is in the range of warm white. Due

to the continuous spectrum, the colour rendition is excellent. Its compact form makes the tungsten halogen lamp and reflector lamp an ideal point light source. The particularly good directability of the light produces brilliance. The luminous efficacy and life of tungsten halogen lamps and reflector lamps are above that of ordinary incandescent lamps. Tungsten halogen lamps and reflector lamps can be dimmed and do not require any additional control gear; low-voltage halogen lamps, however, must be powered via transformers. Tungsten halogen reflector lamps are available in narrow or wide beam reflectors. Reflector lamps with coolbeam reflectors place less thermal loading on the illuminated objects. Reflector lamps with an integrated cover glass permit operation in open luminaires.

Physics

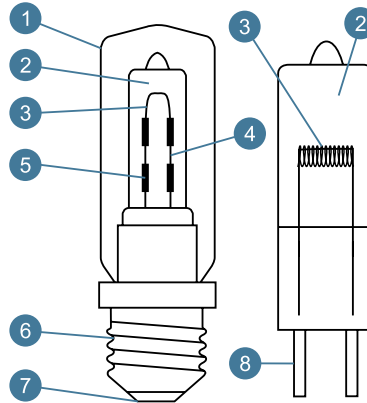
Halogens in the gas filling reduce the material losses of the filament caused by evaporation and increase the performance of the lamp. The evaporated tungsten combines with the halogen to form a metal halide, and is channelled back to the filament. The lamp's compact shape not only enables the temperature to increase, but also allows an increase in the gas pressure, which reduces the tungsten's rate of evaporation. As the temperature increases, the light spectrum shifts towards the short wavelength range – the red heat of the filament becomes the warm white light of the incandescent lamp. A lot of

thermal radiation is generated in comparison to the visible component; conversely there is very little UV radiation. The tungsten halogen reflector lamp emits a continuous spectrum and thus produces an excellent colour rendition.

Quality Control

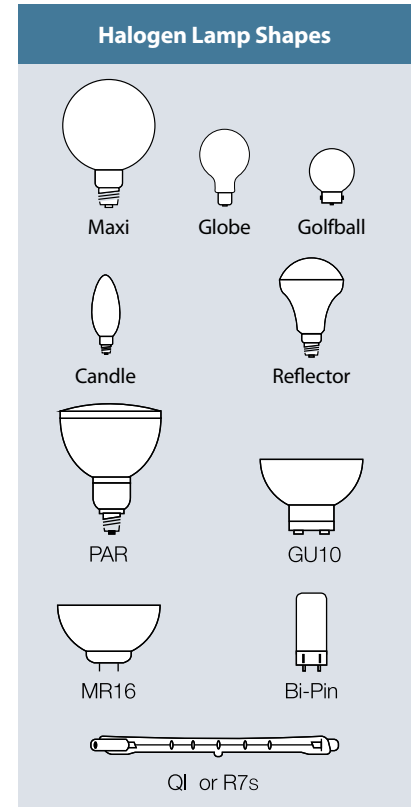
A pressure test (at 40-100 atmospheres depending on fill pressure) is conducted after the press/seal process to ensure that the lamp does not burst during operation. A random sample is usually taken, though some lamps are tested 100%. After the filling process, the lamps are tested for leaks by placing them onto a rotary machine and lighting them for a few minutes. If there is a major leak, the lamp will turn a white yellow colour. If there are any major mechanical defects, the lamp will usually arc out.

A random sample from each lot is also tested to make sure all specifications, i.e. watts, temperature, light output, and lamp life, are met.



Diagram

1. Bulb - quartz envelope
(Because the envelope is so close to the filament, it would melt if it were made from glass)
2. Inert gas - such as iodine or bromine
3. Tungsten Filament
4. Filament Support
5. Electric Circuit
6. Base
7. Electrical contact
8. Pin - made of Molybdenum



HALOGEN SAVER

As of the 7th February 2015, all Incandescent lamps that fall out of the required efficacy or 'lumens/watt' range are no longer available to purchase. The halogen lamp is a more energy efficient replacement.

Compared to Incandescent lamps, our Halogens have the following advantages:

 **30%**
Less Pollution

 **30%**
Electricity Saving

 **30%**
Less Expense

 **30%** Electricity Saving
Less Running Costs
Less Pollution

 **30%** Energy Saving
















 Environmentally Conscious Choice

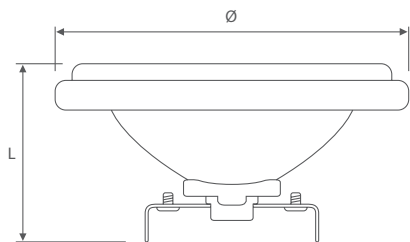
All our Halogen lamps have the following attributes:

 up to
5 000 Hours

 WARM WHITE

 DIMMABLE

LAMP CONVERSION CHART		
LAMP TYPE	Incandescent	HALOGEN <small>SAVER</small>
	 40W 60W 100W 150W 200W	 28W 42W 70W 105W 140W
	 40W	 28W
	 40W 60W	 28W 42W
	 40W	 28W
	 60W 100W 150W 300W 500W	 48W 80W 120W 230W 400W



AR111



AR111

Code	Description	Base	Watt	Volt	Candela	Colour Temp	Beam Angle	Lamp Life Hours	Ø mm	L mm	Box Qty	Barcode
G190	AR111 50W 12V Reflector Halogen	AR111	50W	12V	4000Cd	2700K	24°	2000	111	58	100	6007328030324

Fused for safety.

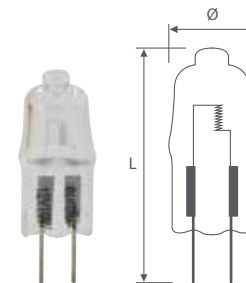
Use with 12V transformer.

Do not touch lamp with bare fingers.

Clear G4 Bi-Pin

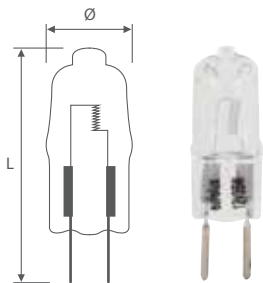


G4



Code	Description	Base	Watt	Volt	Luminous Flux	Colour Temp	Lamp Life Hours	Ø mm	L mm	Box Qty	Barcode
G337	G4 10W 12V Clear Bi-Pin Halogen	G4	10W	12V	130lm	2800K	2000	10	30	50	6007328332060
G481	G4 10W 12V Clear Bi-Pin Halogen (Twin Pack)	G4	10W	12V	130lm	2800K	2000	10	30	10	6007328330073
G341	G4 20W 12V Clear Bi-Pin Halogen	G4	20W	12V	280lm	2800K	2000	10	30	50	6007328332435
G482	G4 20W 12V Clear Bi-Pin Halogen (Twin Pack)	G4	20W	12V	280lm	2800K	2000	10	30	10	6007328330080
G338	G4 50W 12V Clear Bi-Pin Halogen	G4	50W	12V	420lm	3000K	2000	12	40	50	6007328332077

Do not touch lamp with bare fingers.
Use with 12V transformer.



Clear G6.35 Bi-Pin



G6.35

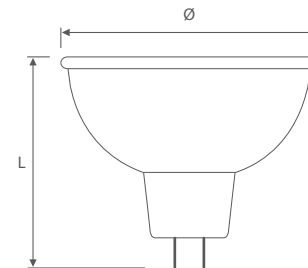
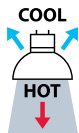
Code	Description	Base	Watt	Volt	Luminous Flux	Colour Temp	Lamp Life Hours	Ø mm	L mm	Box Qty	Barcode
G653	G6.35 35W 12V Clear Bi-Pin Halogen	G6.35	35W	12V	300lm	2800K	2000	10	38	50	6007328346845
G483	G6.35 40W 12V Clear Bi-Pin Halogen (Twin Pack)	G6.35	40W	12V	630lm	2800K	2000	12	40	10	6007328330097

Do not touch lamp with bare fingers.
Use with 12V transformer.

GU5.3 MR16 Aluminium



GU5.3



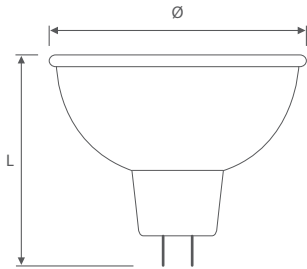
Code	Description	Base	Watt	Volt	Candela	Colour Temp	Beam Angle	Lamp Life Hours	Ø mm	L mm	Box Qty	Barcode
G307	GU5.3 20W 12V MR16 Aluminium Open Halogen	GU5.3	20W	12V	660Cd	2800K	38°	3000	50	45	10	6007328330110
G246	GU5.3 50W 12V MR16 Aluminium Open Halogen	GU5.3	50W	12V	1600Cd	2800K	38°	3000	50	45	10	6007328323488
G247	GU5.3 50W 12V MR16 Aluminium Closed Halogen	GU5.3	50W	12V	1600Cd	2800K	38°	3000	50	45	10	6007328324133
G264	GU5.3 50W 12V MR16 Aluminium Closed Halogen	GU5.3	50W	12V	1600Cd	2800K	38°	5000	50	45	10	6007328326250

Fused for safety.

Do not touch lamp with bare fingers.

Use with 12V transformer.

Dichroic lamps are ideal for use in displays where the illuminated item is at risk of UV degradation.



GU4 MR11 & GU5.3 MR16 Dichroic Open



GU4



GU5.3

Code	Description	Base	Watt	Volt	Candela	Colour Temp	Beam Angle	Lamp Life Hours	Ø mm	L mm	Box Qty	Barcode
G202	GU4 35W 12V MR11 Open Halogen	GU4	35W	12V	900Cd	2700K	38°	2000	34	32	10	6007328031505
G234	GU5.3 20W 12V MR16 Open Halogen	GU5.3	20W	12V	510Cd	2000K	38°	3000	50	45	10	6007328322580
G178	GU5.3 50W 12V MR16 Open Halogen	GU5.3	50W	12V	1500Cd	2700K	38°	3000	50	45	10	6007328323365
G98	GU5.3 50W 12V MR16 Open Halogen	GU5.3	50W	12V	2000Cd	2700K	38°	5000	50	45	10	6007328021681
G248	GU5.3 50W 12V MR16 Open Halogen	GU5.3	50W	12V	850Cd	2700K	60°	3000	50	45	10	6007328324140

Fused for safety.

Do not touch lamp with bare fingers.

Use with 12V transformer.

Dichroic lamps are ideal for use in displays where the illuminated item is at risk of UV degradation.

GU4 MR11 & GU5.3 MR16

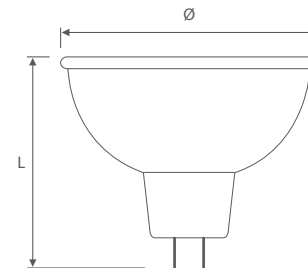
Dichroic Closed



GU4



GU5.3



Code	Description	Base	Watt	Volt	Candela	Colour Temp	Beam Angle	Lamp Life Hours	Ø mm	L mm	Box Qty	Barcode
G89	GU4 35W 12V MR11 Closed Halogen	GU4	35W	12V	900Cd	2700K	38°	2000	34	32	10	6007328011316
G231	GU5.3 20W 12V MR16 Closed Halogen	GU5.3	20W	12V	510Cd	2700K	38°	3000	50	45	10	6007328322535
G711	GU5.3 35W 12V MR16 Closed Halogen	GU5.3	35W	12V	1200Cd	2700K	36°	2000	50	45	10	6007328348917
G243	GU5.3 50W 12V MR16 Closed Halogen	GU5.3	50W	12V	1450Cd	2700K	38°	3000	50	45	10	6007328028826
G232	GU5.3 50W 12V MR16 Closed Halogen	GU5.3	50W	12V	850Cd	2700K	60°	3000	50	45	10	6007328322542
G963	GU5.3 50W 12V MR16 Closed Halogen (Twin Pack)	GU5.3	50W	12V	1500Cd	2700K	38°	3000	50	45	10	6007328364719
G962	GU5.3 50W 12V MR16 Closed Halogen (4pc Pack)	GU5.3	50W	12V	1500Cd	2700K	38°	3000	50	45	8	6007328364702
G505	GU5.3 50W 12V MR16 Closed Halogen (10pc Pack)	GU5.3	50W	12V	1500Cd	2700K	38°	3000	50	45	20	6007328339755

Fused for safety.

Use with 12V transformer.

Dichroic lamps are ideal for use in displays where the illuminated item is at risk of UV degradation.



Coloured GU5.3 MR16 Dichroic Closed



GU5.3

Code	Description	Base	Watt	Volt	Candela	Colour Temp	Beam Angle	Lamp Life Hours	Ø mm	L mm	Box Qty	Barcode
G93BL	Blue GU5.3 50W 12V MR16 Closed Halogen	GU5.3	50W	12V	-	Blue	38°	3000	50	45	20	6007328009306
G93GN	Green GU5.3 50W 12V MR16 Closed Halogen	GU5.3	50W	12V	-	Green	38°	3000	50	45	20	6007328009313
G93RD	Red GU5.3 50W 12V MR16 Closed Halogen	GU5.3	50W	12V	-	Red	38°	3000	50	45	20	6007328009290
G93Y	Yellow GU5.3 50W 12V MR16 Closed Halogen	GU5.3	50W	12V	-	Yellow	38°	3000	50	45	20	6007328009320
G97	GU5.3 50W 12V MR16 Closed Halogen	GU5.3	50W	12V	1100Cd	2700K	38°	3000	50	45	10	6007328021667
G97BP	GU5.3 50W 12V MR16 Closed Halogen (Blister pack)	GU5.3	50W	12V	1100Cd	2700K	38°	3000	50	45	10	6007328338444
G412	GU5.3 50W 12V MR16 Closed Halogen (6pc Pack)	GU5.3	50W	12V	1100Cd	2700K	38°	3000	50	45	10	6007328337478
G156	GU5.3 50W 12V MR16 Closed Halogen	GU5.3	50W	12V	1100Cd	2700K	38°	3000	50	45	10	6007328021698

Fused for safety.

Use with 12V transformer.

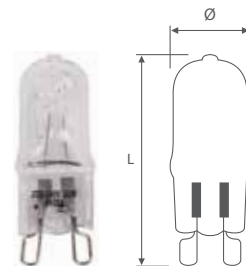
Dichroic lamps are ideal for use in displays where the illuminated item is at risk of UV degradation.



Clear G9 Bi-Pin



G9

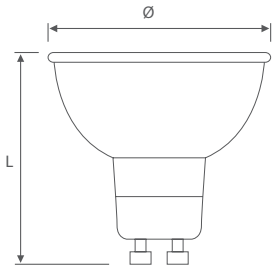


Code	Description	Base	Watt	Volt	Luminous Flux	Colour Temp	Lamp Life Hours	Ø mm	L mm	Box Qty	Barcode
G260	G9 18W Fused Clear Bi-Pin Halogen	G9	18W <i>(Old 25W)</i>	220V-240V	255lm	2700K	2000	15	44	50	6007328325864
G437BP	G9 18W Fused Clear Bi-Pin Halogen (Twin Pack)	G9	18W <i>(Old 25W)</i>	220V-240V	200lm	2700K	2000	15	44	20	6007328329930
G165	G9 28W Fused Clear Bi-Pin Halogen	G9	28W <i>(Old 40W)</i>	220V-240V	380lm	2700K	2000	15	40	50	6007328026907
G438BP	G9 28W Fused Clear Bi-Pin Halogen (Twin Pack)	G9	28W <i>(Old 40W)</i>	220V-240V	380lm	2700K	2000	15	44	20	6007328329947
G164	G9 42W Fused Clear Bi-Pin Halogen	G9	42W <i>(Old 60W)</i>	220V-240V	700lm	2700K	2000	15	50	50	6007328026723
G471	G9 42W Fused Clear Bi-Pin Halogen (Twin Pack)	G9	42W <i>(Old 60W)</i>	220V-240V	700lm	2700K	2000	15	40	10	6007328329961

Fused for safety.

Do not touch lamp with bare fingers.

Please note that the reduction in watts for these lamps is as a result of compliance with the new requirements for Halogen lamps.



GU10 Ceramic Base



GU10

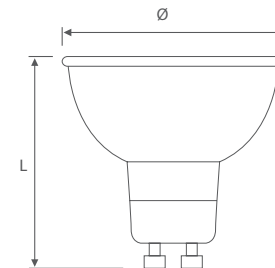
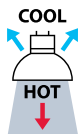
Code	Description	Base	Watt	Volt	Candela	Colour Temp	Beam Angle	Lamp Life Hours	Ø mm	L mm	Box Qty	Barcode
G167	GU10 35W Ceramic Base Alu Reflector Halogen	GU10	35W	220V-240V	650Cd	2700K	38°	2000	50	53	10	6007328025092
G329	GU10 35W Ceramic Base Alu Reflector Halogen (Blister Pack)	GU10	35W	220V-240V	650Cd	2700K	38°	2000	50	53	20	6007328330684
G95	GU10 50W Ceramic Base Alu Reflector Halogen	GU10	50W	220V-240V	800Cd	2700K	38°	2000	50	53	10	6007328027713
G96BP	GU10 50W Ceramic Base Alu Reflector Halogen (Blister Pack)	GU10	50W	220V-240V	800Cd	2700K	38°	2000	50	53	20	6007328010340
G362	GU10 50W Ceramic Base Alu Reflector Halogen (Twin Pack)	GU10	50W	220V-240V	800Cd	2700K	38°	2000	50	53	10	6007328333197
G656BP	GU10 50W Ceramic Base Alu Reflector Halogen (4pc Blister Pack)	GU10	50W	220V-240V	800Cd	2700K	38°	2000	50	53	10	6007328346883
G413	GU10 50W Ceramic Base Alu Reflector Halogen Closed (6pc Blister Pack)	GU10	50W	220V-240V	800Cd	2700K	38°	2000	50	53	10	6007328337485
G504	GU10 50W Ceramic Base Alu Reflector Halogen Closed (10pc Pack)	GU10	50W	220V-240V	800Cd	2700K	38°	2000	50	53	20	6007328339748
G961	GU10 50W Ceramic Base Alu Reflector Halogen (4pc Pack)	GU10	50W	220V-240V	800Cd	2700K	38°	2000	50	53	2	6007328364696

Fused for safety.

GU10 All Glass



GU10

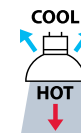


Code	Description	Base	Watt	Volt	Candela	Colour Temp	Beam Angle	Lamp Life Hours	Ø mm	L mm	Box Qty	Barcode
G186	GU10 50W All Glass Alu Reflector Halogen	GU10	50W	220V-240V	800Cd	2700K	38°	2000	50	53	10	6007328028253
G342BP	GU10 50W All Glass Alu Reflector Halogen (Blister Pack)	GU10	50W	220V-240V	800Cd	2700K	38°	2000	50	53	20	6007328332442
G363	GU10 50W All Glass Alu Reflector Halogen (Twin Pack)	GU10	50W	220V-240V	800Cd	2700K	38°	2000	50	53	10	6007328333180

Fused for safety.



Coloured GU10 Ceramic-Base



Code	Description	Base	Watt	Volt	Colour Temp	Beam Angle	Lamp Life Hours	Ø mm	L mm	Box Qty	Barcode
G263BL	Blue GU10 50W Ceramic Base Alu Reflector Halogen	GU10	50W	220V-240V	Blue	38°	2000	50	53	10	6007328326175
G263GN	Green GU10 50W Ceramic Base Alu Reflector Halogen	GU10	50W	220V-240V	Green	38°	2000	50	53	10	6007328326199
G263RD	Red GU10 50W Ceramic Base Alu Reflector Halogen	GU10	50W	220V-240V	Red	38°	2000	50	53	10	6007328326168
G263Y	Yellow GU10 50W Ceramic Base Alu Reflector Halogen	GU10	50W	220V-240V	Yellow	38°	2000	50	53	10	6007328326182

Fused for safety.



Clear Golfball 28W



E14



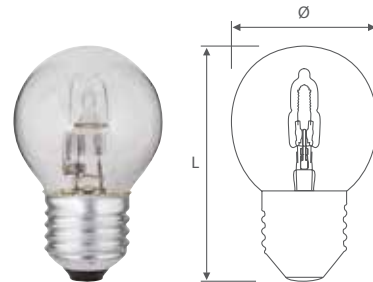
B15



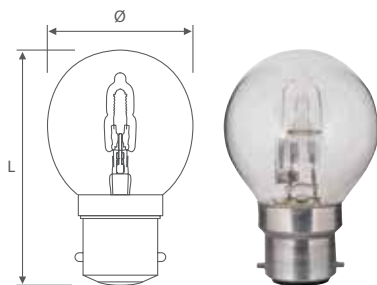
E27



B22



Code	Description	Base	Watt	Volt	Luminous Flux	Colour Temp	Lamp Life Hours	Ø mm	L mm	Box Qty	Barcode
G873	E14 28W Clear Golfball Halogen	E14	28W	220V-240V	370lm	2900K	2000	45	77	10	6007328361831
G873BP	E14 28W Clear Golfball Halogen (Blister Pack)	E14	28W	220V-240V	370lm	2900K	2000	45	77	10	6007328366331
G547BP	E14 28W Clear Golfball Halogen (Twin Pack)	E14	28W	220V-240V	370lm	2900K	2000	45	77	10	6007328341697
G546BP	B15 28W Clear Golfball Halogen (Twin Pack)	B15	28W	220V-240V	370lm	2900K	2000	45	77	10	6007328341680
G874	E27 28W Clear Golfball Halogen	E27	28W	220V-240V	370lm	2900K	2000	45	72	10	6007328361848
G874BP	E27 28W Clear Golfball Halogen (Blister Pack)	E27	28W	220V-240V	370lm	2900K	2000	45	72	10	6007328366324
G544BP	E27 28W Clear Golfball Halogen (Twin Pack)	E27	28W	220V-240V	370lm	2800K	2000	45	72	10	6007328341666
G872	B22 28W Clear Golfball Halogen	B22	28W	220V-240V	370lm	2900K	2000	45	72	10	6007328361824
G872BP	B22 28W Clear Golfball Halogen (Blister Pack)	B22	28W	220V-240V	370lm	2900K	2000	45	72	10	6007328368717
G545BP	B22 28W Clear Golfball Halogen (Twin Pack)	B22	28W	220V-240V	370lm	2900K	2000	45	72	10	6007328341673


HALOGEN
 SAVER

 Clear Golfball
 42W


B22



E27



E14

Code	Description	Base	Watt	Volt	Luminous Flux	Colour Temp	Lamp Life Hours	Ø mm	L mm	Box Qty	Barcode
G917	E14 42W Clear Golfball Halogen	E14	42W	220V-240V	624lm	2900K	2000	45	77	10	6007328364252
G918	E27 42W Clear Golfball Halogen	E27	42W	220V-240V	624lm	2900K	2000	45	72	10	6007328364269
G916	B22 42W Clear Golfball Halogen	B22	42W	220V-240V	624lm	2900K	2000	45	72	10	6007328364245



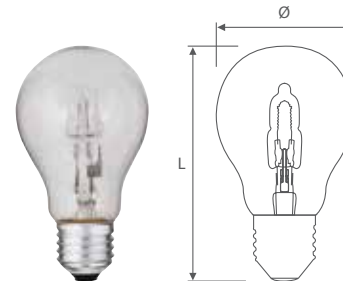
Clear Globe 28W



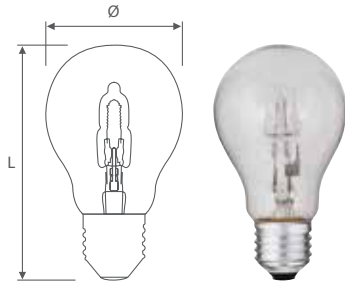
E27



B22



Code	Description	Base	Watt	Volt	Luminous Flux	Colour Temp	Lamp Life Hours	Ø mm	L mm	Box Qty	Barcode
G888	E27 28W Clear Globe Halogen	E27	28W	220V-240V	370lm	2900K	2000	55	98	10	6007328361985
G888BP	E27 28W Clear Globe Halogen (Blister Pack)	E27	28W	220V-240V	370lm	2900K	2000	55	98	10	6007328366249
G887	E27 28W Clear Globe Halogen (5pc Pack)	E27	28W	220V-240V	370lm	2900K	2000	55	98	20	6007328361978
G886	B22 28W Clear Globe Halogen	B22	28W	220V-240V	370lm	2900K	2000	55	98	10	6007328361961
G886BP	B22 28W Clear Globe Halogen (Blister Pack)	B22	28W	220V-240V	370lm	2900K	2000	55	98	10	6007328366256
G885	B22 28W Clear Globe Halogen (5pc Pack)	B22	28W	220V-240V	370lm	2900K	2000	55	98	20	6007328361954


HALOGEN
 SAVER

 Clear Globe
 42W


B22



E27

Code	Description	Base	Watt	Volt	Luminous Flux	Colour Temp	Lamp Life Hours	Ø mm	L mm	Box Qty	Barcode
G560	E27 42W Clear Globe Halogen	E27	42W	220V-240V	630lm	2900K	2000	55	98	10	6007328341970
G560BP	E27 42W Clear Globe Halogen (Blister Pack)	E27	42W	220V-240V	630lm	2900K	2000	55	98	10	6007328366263
G542BP	E27 42W Clear Globe Halogen (Twin Pack)	E27	42W	220V-240V	630lm	2900K	2000	55	98	10	6007328341642
G890	E27 42W Clear Globe Halogen (5pc Pack)	E27	42W	220V-240V	630lm	2900K	2000	55	98	20	6007328362005
G559	B22 42W Clear Globe Halogen	B22	42W	220V-240V	630lm	2900K	2000	55	98	10	6007328341963
G559BP	B22 42W Clear Globe Halogen (Blister Pack)	B22	42W	220V-240V	630lm	2900K	2000	55	98	10	6007328368700
G543BP	B22 42W Clear Globe Halogen (Twin Pack)	B22	42W	220V-240V	630lm	2900K	2000	55	95	10	6007328341659
G889	B22 42W Clear Globe Halogen (5pc Pack)	B22	42W	220V-240V	630lm	2900K	2000	55	98	20	6007328361992



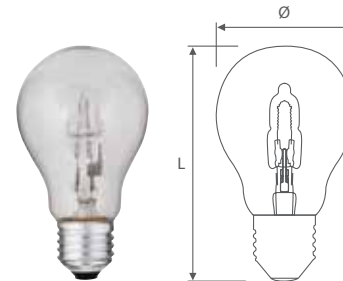
Clear Globe 70W



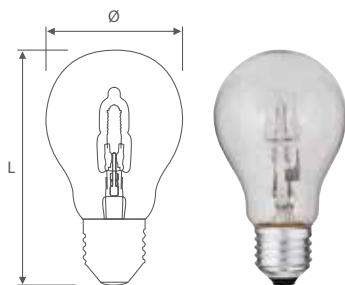
E27



B22



Code	Description	Base	Watt	Volt	Luminous Flux	Colour Temp	Lamp Life Hours	Ø mm	L mm	Box Qty	Barcode
G880	E27 70W Clear Globe Halogen	E27	70W	220V-240V	1172lm	2900K	2000	55	98	10	6007328361909
G880BP	E27 70W Clear Globe Halogen (Blister Pack)	E27	70W	220V-240V	1172lm	2900K	2000	55	98	10	6007328366287
G892	E27 70W Clear Globe Halogen (Twin Pack)	E27	70W	220V-240V	1172lm	2900K	2000	55	98	10	6007328362029
G920	E27 70W Clear Globe Halogen (5pc Pack)	E27	70W	220V-240V	1172lm	2900K	2000	55	98	20	6007328364283
G877	B22 70W Clear Globe Halogen	B22	70W	220V-240V	1172lm	2900K	2000	55	98	10	6007328361879
G877BP	B22 70W Clear Globe Halogen (Blister Pack)	B22	70W	220V-240V	1172lm	2900K	2000	55	98	10	6007328366270
G891	B22 70W Clear Globe Halogen (Twin Pack)	B22	70W	220V-240V	1172lm	2900K	2000	55	98	10	6007328362012
G876	B22 70W Clear Globe Halogen (5pc Pack)	B22	70W	220V-240V	1172lm	2900K	2000	55	98	20	6007328361862


HALOGEN
 SAVER

 Clear Globe
 105W & 140W


B22



E27

Code	Description	Base	Watt	Volt	Luminous Flux	Colour Temp	Lamp Life Hours	Ø mm	L mm	Box Qty	Barcode
G882	E27 105W Clear Globe Halogen	E27	105W	220V-240V	1897lm	2900K	2000	55	98	10	6007328361923
G881	B22 105W Clear Globe Halogen	B22	105W	220V-240V	1897lm	2900K	2000	55	98	10	6007328361916
G884	E27 140W Clear Globe Halogen	E27	140W	220V-240V	3100lm	2900K	2000	60	106	10	6007328361947
G883	B22 140W Clear Globe Halogen	B22	140W	220V-240V	3100lm	2900K	2000	60	106	10	6007328361930



Clear & Opal Maxi Globe

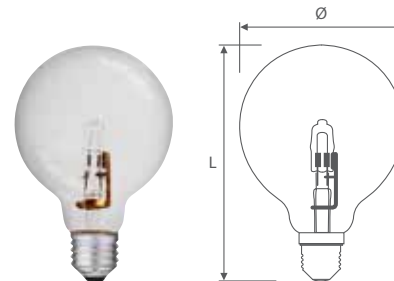
42W & 70W



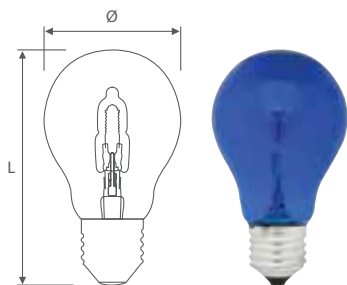
E27



B22



Code	Description	Base	Watt	Volt	Luminous Flux	Colour Temp	Lamp Life Hours	Ø mm	L mm	Box Qty	Barcode
G861	E27 42W Clear Maxi Globe 95mm Halogen	E27	42W	220V-240V	624lm	2900K	2000	95	135	5	6007328361718
G862	B22 42W Opal Maxi Globe 95mm Halogen	B22	42W	220V-240V	624lm	2900K	2000	95	130	5	6007328361725
G863	E27 70W Opal Maxi Globe 80mm Halogen	E27	70W	220V-240V	1172lm	2900K	2000	80	114	5	6007328361732
G856	E27 70W Clear Maxi Globe 95mm Halogen	E27	70W	220V-240V	1172lm	2900K	2000	95	130	50	6007328361664
G992	E27 70W Opal Maxi Globe 125mm Halogen	E27	70W	220V-240V	1172lm	2900K	2000	125	170	50	6007328373582
G993	B22 70W Opal Maxi Globe 125mm Halogen	B22	70W	220V-240V	1172lm	2900K	2000	125	170	50	6007328373599


HALOGEN
 SAVER

Daylight Globe

42W & 70W



B22



E27

Code	Description	Base	Watt	Volt	Luminous Flux	Colour Temp	Lamp Life Hours	Ø mm	L mm	Box Qty	Barcode
G871	Daylight Blue E27 42W Globe Halogen	E27	42W	220V-240V	624lm	6500K	2000	55	98	100	6007328361817
G919	Daylight Blue B22 42W Globe Halogen	B22	42W	220V-240V	624lm	6500K	2000	55	98	100	6007328364276
G870	Daylight Blue E27 70W Globe Halogen	E27	70W	220V-240V	1172lm	6500K	2000	55	98	100	6007328361800
G869	Daylight Blue B22 70W Globe Halogen	B22	70W	220V-240V	1172lm	6500K	2000	55	98	100	6007328361794



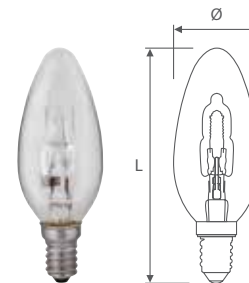
Clear Candle 28W



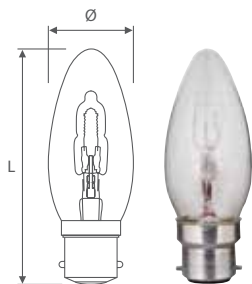
E14



E27



Code	Description	Base	Watt	Volt	Luminous Flux	Colour Temp	Lamp Life Hours	Ø mm	L mm	Box Qty	Barcode
G850	E14 28W Clear Candle Halogen	E14	28W	220V-240V	370lm	2900K	2000	35	98	10	6007328361602
G850BP	E14 28W Clear Candle Halogen (Blister Pack)	E14	28W	220V-240V	370lm	2900K	2000	35	98	10	6007328366294
G551BP	E14 28W Clear Candle Halogen (Twin Pack)	E14	28W	220V-240V	370lm	2900K	2000	35	98	10	6007328341734
G914	E14 28W Clear Candle Halogen (6pc Pack)	E14	28W	220V-240V	370lm	2900K	2000	35	98	20	6007328364221
G851	E27 28W Clear Candle Halogen	E27	28W	220V-240V	370lm	2900K	2000	35	98	10	6007328361619
G851BP	E27 28W Clear Candle Halogen (Blister Pack)	E27	28W	220V-240V	370lm	2900K	2000	35	98	10	6007328366317
G548BP	E27 28W Clear Candle Halogen (Twin Pack)	E27	28W	220V-240V	370lm	2900K	2000	35	98	10	6007328341703
G915	E27 28W Clear Candle Halogen (6pc Pack)	E27	28W	220V-240V	370lm	2900K	2000	35	98	20	6007328364238


HALOGEN
 SAVER

Clear Candle
 28W


B22



B15

Code	Description	Base	Watt	Volt	Luminous Flux	Colour Temp	Lamp Life Hours	Ø mm	L mm	Box Qty	Barcode
G848	B15 28W Clear Candle Halogen	B15	28W	220V-240V	370lm	2900K	2000	35	98	10	6007328361589
G550BP	B15 28W Clear Candle Halogen (Twin Pack)	B15	28W	220V-240V	370lm	2900K	2000	35	98	10	6007328341727
G849	B22 28W Clear Candle Halogen	B22	28W	220V-240V	370lm	2900K	2000	35	98	10	6007328361596
G849BP	B22 28W Clear Candle Halogen (Blister Pack)	B22	28W	220V-240V	370lm	2900K	2000	35	98	10	6007328366300
G549BP	B22 28W Clear Candle Halogen (Twin Pack)	B22	28W	220V-240V	370lm	2900K	2000	35	98	10	6007328341710
G913	B22 28W Clear Candle Halogen (6pc Pack)	B22	28W	220V-240V	370lm	2900K	2000	35	98	20	6007328364214



Clear Candle 42W



E14



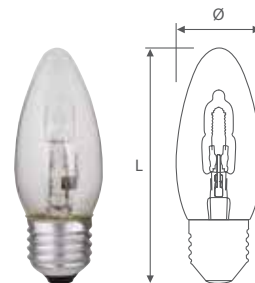
B15



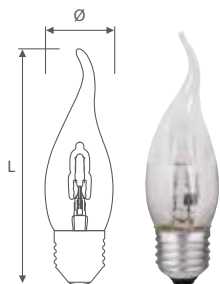
E27



B22



Code	Description	Base	Watt	Volt	Luminous Flux	Colour Temp	Lamp Life Hours	Ø mm	L mm	Box Qty	Barcode
G854	E14 42W Clear Candle Halogen	E14	42W	220V-240V	624lm	2900K	2000	35	98	10	6007328361640
G867	E14 42W Clear Candle Halogen (Twin Pack)	E14	42W	220V-240V	624lm	2900K	2000	35	98	10	6007328361770
G852	B15 42W Clear Candle Halogen	B15	42W	220V-240V	624lm	2900K	2000	35	98	10	6007328361626
G855	E27 42W Clear Candle Halogen	E27	42W	220V-240V	624lm	2900K	2000	35	98	10	6007328361657
G868	E27 42W Clear Candle Halogen (Twin Pack)	E27	42W	220V-240V	624lm	2900K	2000	35	98	10	6007328361787
G853	B22 42W Clear Candle Halogen	B22	42W	220V-240V	624lm	2900K	2000	35	98	10	6007328361633
G866	B22 42W Clear Candle Halogen (Twin Pack)	B22	42W	220V-240V	624lm	2900K	2000	35	98	10	6007328361763


HALOGEN
 SAVER

Clear Flame Candle 28W



B22



E27



B15



E14

Code	Description	Base	Watt	Volt	Luminous Flux	Colour Temp	Lamp Life Hours	Ø mm	L mm	Box Qty	Barcode
G859	E14 28W Clear Flame Candle Halogen	E14	28W	220V-240V	370lm	2900K	2000	35	117	10	6007328361695
G857	B15 28W Clear Flame Candle Halogen	B15	28W	220V-240V	370lm	2900K	2000	35	108	10	6007328361671
G860	E27 28W Clear Flame Candle Halogen	E27	28W	220V-240V	370lm	2900K	2000	35	125	10	6007328361701
G858	B22 28W Clear Flame Candle Halogen	B22	28W	220V-240V	370lm	2900K	2000	35	125	10	6007328361688




R7s QI

48W & 80W



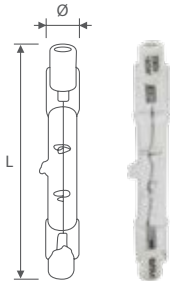
R7s



Code	Description	Base	Watt	Volt	Luminous Flux	Colour Temp	Lamp Life Hours	Ø mm	L mm	Box Qty	Barcode
G261	R7s 48W QI Premium J78 Halogen	R7s	48W <i>(Old 60W)</i>	220V-240V	890lm	2900K	2000	9	78	10	6007328324706
G224	R7s 80W QI Premium J78 Halogen	R7s	80W <i>(Old 100W)</i>	220V-240V	1300lm	2900K	2000	9	78	10	6007328032564
G479BP	R7s 80W QI Premium J78 Halogen (Blister Pack)	R7s	80W <i>(Old 100W)</i>	220V-240V	1300lm	2900K	2000	9	78	10	6007328330004
G408	R7s 80W QI Premium J118 Halogen	R7s	80W <i>(Old 100W)</i>	220V-240V	1500lm	2900K	2000	9	118	10	6007328337195

Do not touch lamp with bare fingers.

Please note that the reduction in watts for these lamps is as a result of compliance with the new requirements for Halogen lamps.


HALOGEN
 SAVER

R7s QI
120W


R7s

Code	Description	Base	Watt	Volt	Luminous Flux	Colour Temp	Lamp Life Hours	Ø mm	L mm	Box Qty	Barcode
G249	R7s 120W QI Premium J78 Halogen	R7s	120W <i>(Old 150W)</i>	220V-240V	2200lm	2900K	2000	10	78	10	6007328030294
G401BP	R7s 120W QI Premium J78 Halogen (Blister Pack)	R7s	120W <i>(Old 150W)</i>	220V-240V	2200lm	2900K	1000	9	78	10	6007328336808
G191	R7s 120W QI Premium J118 Halogen	R7s	120W <i>(Old 150W)</i>	220V-240V	2200lm	2900K	2000	9	118	10	6007328029991
G403BP	R7s 120W QI Premium J118 Halogen (Blister Pack)	R7s	120W <i>(Old 150W)</i>	220V-240V	2200lm	2900K	1000	10	118	10	6007328336914

Do not touch lamp with bare fingers.

Please note that the reduction in watts for these lamps is as a result of compliance with the new requirements for Halogen lamps.




R7s QI

230W - 1500W



R7s



Code	Description	Base	Watt	Volt	Luminous Flux	Colour Temp	Lamp Life Hours	Ø mm	L mm	Box Qty	Barcode
G188	230W QI Premium J118	R7s	230W <i>(Old 300W)</i>	220V-240V	5400lm	2700K	2000	10	118	10	6007328030300
G427	230W QI Premium J118 (Blister Pack)	R7s	230W <i>(Old 300W)</i>	220V-240V	5400lm	2700K	2000	10	118	10	6007328338383
G189	400W QI Premium J118	R7s	400W <i>(Old 500W)</i>	220V-240V	8545lm	2700K	2000	10	118	10	6007328030317
G402BP	400W QI Premium J118 (Blister Pack)	R7s	400W <i>(Old 500W)</i>	220V-240V	8545lm	2700K	1000	10	118	10	6007328336815
G283	1000W QI Premium J189	R7s	1000W	220V-240V	20000lm	2700K	2000	10	189	100	6007328328865
G233	1500W QI Premium J254	R7s	1500W	220V-240V	33000lm	2700K	2000	10	254	50	6007328322559

Do not touch lamp with bare fingers.

Please note that the reduction in watts for these lamps is as a result of compliance with the new requirements for Halogen lamps.


HALOGEN
 SAVER

 R50, R63 & R80 Reflector
 42W


E14



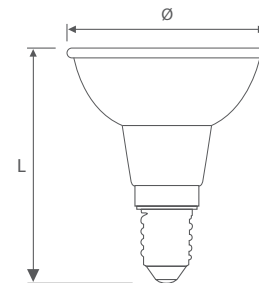
E27

Code	Description	Base	Watt	Volt	Candela	Colour Temp	Beam Angle	Lamp Life Hours	Ø mm	L mm	Box Qty	Barcode
G552BP	E14 42W R50 Reflector Halogen (Twin Pack)	E14	42W	220V-240V	410Cd	2800K	30°	1500	50	84	10	6007328341741
G553BP	E27 42W R63 Reflector Halogen (Blister Pack)	E27	42W	220V-240V	765Cd	2800K	30°	1500	63	103	10	6007328341758
G555BP	E27 42W R80 Reflector Halogen (Blister Pack)	E27	42W	220V-240V	580Cd	2800K	30°	1500	80	115	10	6007328341765


PAR38 Hard Glass Coloured Reflector



E27



Code	Description	Base	Watt	Volt	Candela	Colour Temp	Beam Angle	Lamp Life Hours	Ø mm	L mm	Box Qty	Barcode
G171BL	Blue E27 80W Clear PAR38 Halogen	E27	80W	220V-240V	-	Blue	30°	1000	122	136	12	6007328027539
G171GN	Green E27 80W Clear PAR38 Halogen	E27	80W	220V-240V	-	Green	30°	1000	122	136	12	6007328027232
G171RD	Red E27 80W Clear PAR38 Halogen	E27	80W	220V-240V	-	Red	30°	1000	122	136	12	6007328027171
G171Y	Yellow E27 80W Clear PAR38 Halogen	E27	80W	220V-240V	-	Yellow	30°	1000	122	136	12	6007328333890



PAR16, PAR30 & PAR38 Hard Glass Reflector



E14



E27

Code	Description	Base	Watt	Volt	Candela	Colour Temp	Beam Angle	Lamp Life Hours	Ø mm	L mm	Box Qty	Barcode
G99	E14 50W Clear PAR16 Closed Halogen	E14	50W	220V-240V	776Cd	2700K	35°	2000	50	72	10	6007328025191
G170	E27 75W Clear PAR30 Halogen	E27	75W	220V-240V	1089Cd	2700K	30°	1000	97	90.5	5	6007328027294
G172	E27 120W Clear PAR38 Halogen	E27	120W	220V-240V	4500Cd	2700K	30°	1000	122	136	12	6007328027157

Incandescent

Since Thomas Alva Edison produced the first incandescent lamp in 1879, the incandescent lamp has been part of our daily lives ever since.

In addressing the question of who invented the incandescent lamp, historians Robert Friedel and Paul Israel list 22 inventors of incandescent lamps prior to Joseph Wilson Swan and Thomas Edison, but they conclude that Edison's version was able to outstrip the others because of a combination of three factors:

- an effective incandescent material
- a higher vacuum than others were able to achieve (by use of the Sprengel pump)
- a high resistance that made power distribution from a centralised source economically viable.

Historian Thomas P Hughes attributed Edison's success to the fact that he developed an entire, integrated system of electric lighting:

"The lamp was a small component in his system of electric lighting, and no more critical to its effective functioning than the Edison Jumbo generator, the Edison main and feeder, and the parallel-distribution system. Other inventors with generators and incandescent lamps, and with comparable ingenuity and excellence, have long been forgotten because their creators did not preside over their introduction in a system of lighting."



Thomas Edison

Properties

A low colour temperature is characteristic for the incandescent lamp. It is perceived as being warm. The continuous spectrum of the incandescent lamp results in an excellent colour rendition. As a point light source with high luminance, it produces brilliance. Incandescent lamps can be dimmed without any problems. They do not require any additional equipment for their operation and have a low manufacturing cost. The disadvantages are low luminous efficacy and a relatively brief nominal service life.

Physics

The incandescent lamp is a thermal radiator. Within an enclosed glass bulb that is filled with inert gas, an electrical current heats a metal filament until it glows. Part of the radiated energy is visible as light. When dimming, the reducing temperature causes the light spectrum to shift towards the range of longer wavelengths – the warm white light of the incandescent lamp changes to the red heat of the filament. The maximum radiation is in the infrared range. A lot of thermal radiation is generated in comparison to the visible component; conversely there is very little UV radiation. The continuous spectrum of the incandescent lamp results in an excellent colour rendition.

Incandescent Lamp Shapes



GLS



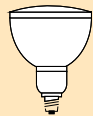
Candle



Golfball



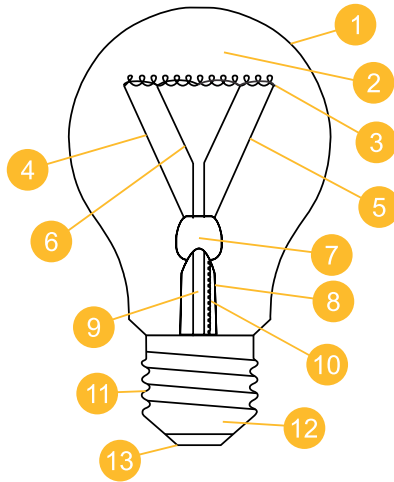
Pygmy



PAR



Reflector



Diagram

1. Glass bulb -
Soft glass is generally used. Hard glass is used for some lamps to withstand higher bulb temperatures and for added protection against bulb breakage due to moisture. Bulbs are made in various shapes and finishes.
2. Low pressure inert gas (argon, neon, nitrogen) -
A mixture of nitrogen and argon is used in most lamps 40 watts and over. Gas slows down the evaporation of the filament.
3. Filament -
The filament material is generally tungsten. The filament may be a straight wire, a coil or a coiled-coil.
4. Contact wire (Lead Wire) -
Made of nickel-plated copper or nickel from stem press to filament, they carry the current to the filament.
5. Contact wire (goes into stem) -
Made of copper from base to stem press, they carry the current to the filament.
6. Support wires -
Molybdenum wires support the filament.

7. Button/Pinch/Stem Press -
Glass button is heated during manufacturing and support and tie wires placed in it. The lead-in wires in the glass have an air tight seal here and are made of a nickel-iron alloy core and a copper sleeve (Dumet wire) to assure about the same coefficient of expansion as the glass.
8. Stem -
A glass rod that supports the button.
9. Exhaust Tube -
Air is exhausted out of and inert gases are introduced into the bulb through this tube during manufacturing. The tube, which originally projects beyond the bulb, is then sealed off short enough to be capped by the base.
10. Ballotini Fuse -
Protects the lamp and circuit by blowing in the filament arcs.
11. Cap (sleeve) -
This is where electrical contact is made. One lead-in wire is soldered to the centre contact and the other soldered or welded to the upper rim of the base shell. Made of brass or aluminium.
12. Insulation (vitrite)
13. Electrical contact

Incandescent

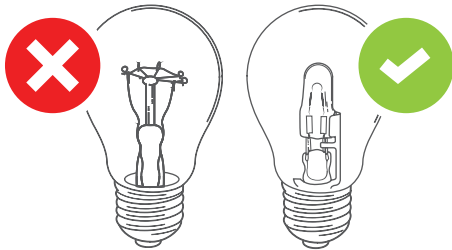
In an effort to curb the unnecessary use of electricity, the South African government has taken the decision to ban a large portion of Incandescent Lamps.

As of the **7th February 2015**, lamps that fall out of the required efficacy or 'lumens/watt' range will not be available to purchase.

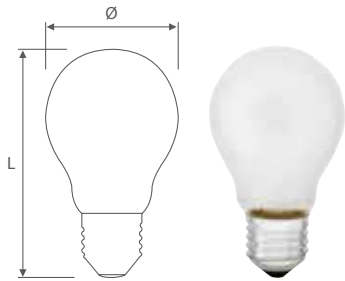
This includes: 40W, 60W, 100W, 150W and 200W globe, candle and golf ball shapes. Incandescent Lamps that are still available and excluded from the ban, are special purpose lamps, such as:

- Rough service lamps
- Oven/pygmy lamps
- Reflectors
- Colour lamps

The new entry level light source is the Halogen Energy Saver range. Same familiar shape, but now with a 30% additional energy saving.



		LAMP CONVERSION CHART			
LAMP TYPE	Incandescent	HALOGEN SAVER	CFL	LED	
Globe	 40W 60W 100W 150W 200W	 28W 42W 70W 105W 140W	 - 12W -	 9W 11-15W 20W 6W 10W	
Golfball	 40W	 28W	 28W	 3W	
Candle	 40W 60W	 28W 42W	 3W	 3W	



Frosted 110V Globe

For Industrial use only



E27

Code	Description	Base	Watt	Volt	Luminous Flux	Colour Temp	Lamp Life Hours	Ø mm	L mm	Box Qty	Barcode
G644	E27 100W 110V Frosted Incandescent	E27	100W	110V	1020lm	2700K	1000	55	93	100	6007328346043

110V lamps are suited for mining industry application.

Ovenlamp


For use in appliances only



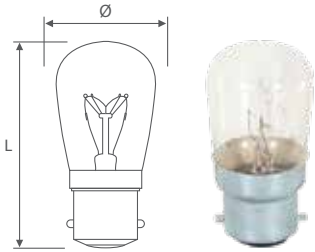
E14



E27



Code	Description	Base	Watt	Volt	Luminous Flux	Colour Temp	Lamp Life Hours	Ø mm	L mm	Box Qty	Barcode
G80	E14 25W 200°C Clear Golfball Ovenlamp Incandescent	E14	25W	220V-240V	100lm	2700K	1000	44	77	10	6007328022718
G81	E14 15W 300°C Clear Pygmy Ovenlamp Incandescent	E14	15W	220V-240V	90lm	2700K	1000	22	52	25	6007328022732
G82	E27 25W 200°C Clear Golfball Ovenlamp Incandescent	E27	25W	220V-240V	100lm	2700K	1000	45	72	10	6007328022725
G508	E14 40W 200°C Clear Golfball Ovenlamp Incandescent (Twin Pack)	E14	40W	220V-240V	300lm	2700K	1000	44	77	24	6007328022885



Clear Pygmy & Candle

For use in appliances only



B22



E27



E14



E12

Code	Description	Base	Watt	Volt	Luminous Flux	Colour Temp	Lamp Life Hours	Ø mm	L mm	Box Qty	Barcode
G308	E12 15W Clear Candle Incandescent (Twin Pack)	E12	15W	220V-240V	100lm	2700K	1000	22	53	10	6007328327486
G83	E14 15W Clear Pygmy Incandescent	E14	15W	220V-240V	100lm	2700K	1000	25	52	50	6007328004684
G509	E14 15W Clear Pygmy Incandescent (Twin Pack)	E14	15W	220V-240V	100lm	2700K	1000	25	54	25	6007328339892
G85	E27 15W Clear Pygmy Incandescent	E27	15W	220V-240V	100lm	2700K	1000	30	62	100	6007328026839
G84	B22 15W Clear Pygmy Incandescent	B22	15W	220V-240V	100lm	2700K	1000	30	60	100	6007328002871
G754BP	B22 15W Clear Pygmy Incandescent (Twin Pack)	B22	15W	220V-240V	100lm	2700K	1000	30	62	25	6007328355861

Coloured Golfball



E27



Code	Description	Base	Watt	Volt	Colour Temp	Lamp Life Hours	Ø mm	L mm	Box Qty	Barcode
G303BL	Blue E27 15W Golfball Incandescent	E27	15W	220V-240V	Blue	1000	45	72	10	6007328329787
G303Y	Yellow E27 15W Golfball Incandescent	E27	15W	220V-240V	Yellow	1000	45	72	10	6007328329640
G303GN	Green E27 15W Golfball Incandescent	E27	15W	220V-240V	Green	1000	45	72	10	6007328329794
G303RD	Red E27 15W Golfball Incandescent	E27	15W	220V-240V	Red	1000	45	72	10	6007328329800
G303OR	Orange E27 15W Golfball Incandescent	E27	15W	220V-240V	Orange	1000	45	72	10	6007328329817



Clear / Coloured Golfball




B22

Code	Description	Base	Watt	Volt	Colour Temp	Lamp Life Hours	Ø mm	L mm	Box Qty	Barcode
G333BL	Blue B22 15W Golfball Incandescent	B22	15W	220V-240V	Blue	1000	45	72	10	6007328331032
G333Y	Yellow B22 15W Golfball Incandescent	B22	15W	220V-240V	Yellow	1000	45	72	10	6007328331063
G333GN	Green B22 15W Golfball Incandescent	B22	15W	220V-240V	Green	1000	45	72	10	6007328331049
G333RD	Red B22 15W Golfball Incandescent	B22	15W	220V-240V	Red	1000	45	72	10	6007328331056
G333OR	Orange B22 15W Golfball Incandescent	B22	15W	220V-240V	Orange	1000	45	72	10	6007328331070
G333W	White B22 15W Golfball Incandescent	B22	15W	220V-240V	White	1000	45	72	10	6007328349693
G333CL	Clear B22 15W Golfball Incandescent	B22	15W	220V-240V	2300K	1000	45	72	10	6007328349709


Coloured Globe



E27



Code	Description	Base	Watt	Volt	Colour Temp	Lamp Life Hours	Ø mm	L mm	Box Qty	Barcode
G289	Blue E27 40W Globe Incandescent	E27	40W	220V-240V	Blue	1000	60	100	10	6007328329558
G290	Yellow E27 40W Globe Incandescent	E27	40W	220V-240V	Yellow	1000	60	100	10	6007328329565
G291	Green E27 40W Globe Incandescent	E27	40W	220V-240V	Green	1000	60	100	10	6007328329572
G292	Red E27 40W Globe Incandescent	E27	40W	220V-240V	Red	1000	60	100	10	6007328329589
G293	Orange E27 40W Globe Incandescent	E27	40W	220V-240V	Orange	1000	60	100	10	6007328329596



Coloured Globe



B22

Code	Description	Base	Watt	Volt	Colour Temp	Lamp Life Hours	Ø mm	L mm	Box Qty	Barcode
G61BL	Blue B22 40W Globe Incandescent	B22	40W	220V-240V	Blue	1000	55	95	10	6007328005988
G61Y	Yellow B22 40W Globe Incandescent	B22	40W	220V-240V	Yellow	1000	55	95	10	6007328005964
G61GN	Green B22 40W Globe Incandescent	B22	40W	220V-240V	Green	1000	55	95	10	6007328005971
G61RD	Red B22 40W Globe Incandescent	B22	40W	220V-240V	Red	1000	55	95	10	6007328005995
G61OR	Orange B22 40W Globe Incandescent	B22	40W	220V-240V	Orange	1000	55	95	10	6007328006008
G66	5 Colour B22 40W Globe Incandescent (5pc Party Pack)	B22	40W	220V-240V	Multi-colour	1000	55	95	20	6007328023135

Rough Service Globe


For Industrial use only



E27

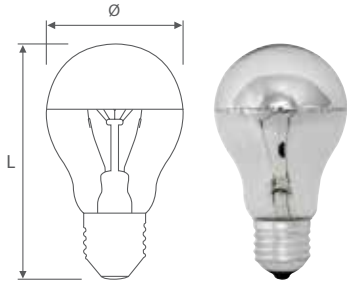


B22



Code	Description	Base	Watt	Volt	Luminous Flux	Colour Temp	Lamp Life Hours	Ø mm	L mm	Box Qty	Barcode
G712	E27 60W "7 bridged" Clear Rough Service Incandescent	E27	60W	220V-240V	548lm	2700K	1000	60	105	10	6007328348924
G713	E27 100W "7 bridged" Clear Rough Service Incandescent	E27	100W	220V-240V	1152lm	2700K	1000	60	105	10	6007328348931
G714	B22 60W B22 "7 bridged" Clear Rough Service Incandescent	B22	60W	220V-240V	548lm	2700K	1000	60	105	10	6007328348948
G715	B22 100W "7 bridged" Clear Rough Service Incandescent	B22	100W	220V-240V	1152lm	2700K	1000	60	105	10	6007328348955

Rough service globes are particularly resistant to vibration and hard knocks, as they have additional filament supports/bridges.



Shadowless Mirror Globe




E27

Code	Description	Base	Watt	Volt	Luminous Flux	Colour Temp	Lamp Life Hours	Ø mm	L mm	Box Qty	Barcode
G790	E27 60W Shadowless Mirror Globe Incandescent	E27	60W	220V-240V	615lm	2700K	1000	60	105	100	6007328357773

R39 Reflector



E14



Code	Description	Base	Watt	Volt	Candela	Colour Temp	Beam Angle	Lamp Life Hours	Ø mm	L mm	Box Qty	Barcode
G417BP	E14 25W R39 Reflector Incandescent (Twin Pack)	E14	25W	220V-240V	180cd	2700K	40°	1000	39	66	10	6007328337874
G200	E14 30W R39 Reflector Incandescent	E14	30W	220V-240V	170cd	2700K	40°	1000	39	65	10	6007328030652



R50 Reflector




E14

Code	Description	Base	Watt	Volt	Candela	Colour Temp	Beam Angle	Lamp Life Hours	Ø mm	L mm	Box Qty	Barcode
G74	E14 40W R50 Reflector Incandescent	E14	40W	220V-240V	380cd	2700K	30°	1000	50	84	10	6007328009245
G496	E14 40W R50 Reflector Incandescent (Twin Pack)	E14	40W	220V-240V	380cd	2700K	30°	1000	50	84	10	6007328330394
G176	E14 60W R50 Reflector Incandescent	E14	60W	220V-240V	580cd	2700K	30°	1000	50	82	10	6007328009252

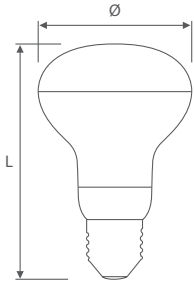
R63 Reflector



E27



Code	Description	Base	Watt	Volt	Candela	Colour Temp	Beam Angle	Lamp Life Hours	Ø mm	L mm	Box Qty	Barcode
G497BP	E27 40W R63 Reflector Incandescent (Blister Pack)	E27	40W	220V-240V	405cd	2700K	30°	1000	63	100	48	6007328330400
G75	E27 60W R63 Reflector Incandescent	E27	60W	220V-240V	920cd	2700K	30°	1000	63	100	10	6007328009269
G422	E27 60W R63 Reflector Incandescent (Blister Pack)	E27	60W	220V-240V	920cd	2700K	30°	1000	63	100	48	6007328337881



Coloured R63 Reflector




E27

Code	Description	Base	Watt	Volt	Colour Temp	Beam Angle	Lamp Life Hours	Ø mm	L mm	Box Qty	Barcode
G192BL	Blue E27 60W R63 Reflector Incandescent	E27	60W	220V-240V	Blue	30°	1000	63	102	10	6007328030638
G424BL	Blue E27 60W R63 Reflector Incandescent (Blister Pack)	E27	60W	220V-240V	Blue	30°	1000	63	102	48	6007328338338
G192GN	Green E27 60W R63 Reflector Incandescent	E27	60W	220V-240V	Green	30°	1000	63	102	10	6007328030614
G424GN	Green E27 60W R63 Reflector Incandescent (Blister Pack)	E27	60W	220V-240V	Green	30°	1000	63	102	48	6007328338352
G192RD	Red E27 60W R63 Reflector Incandescent	E27	60W	220V-240V	Red	30°	1000	63	102	10	6007328030645
G424RD	Red E27 60W R63 Reflector Incandescent (Blister Pack)	E27	60W	220V-240V	Red	30°	1000	63	102	48	6007328338321
G192Y	Yellow E27 60W R63 Reflector Incandescent	E27	60W	220V-240V	Yellow	30°	1000	63	102	10	6007328030621
G424Y	Yellow E27 60W R63 Reflector Incandescent (Blister Pack)	E27	60W	220V-240V	Yellow	30°	1000	63	102	48	6007328338345

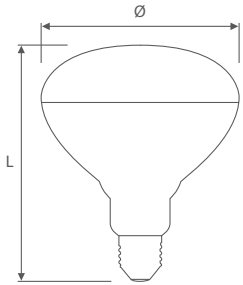
R80 Reflector



E27



Code	Description	Base	Watt	Volt	Candela	Colour Temp	Beam Angle	Lamp Life Hours	Ø mm	L mm	Box Qty	Barcode
G177	E27 60W R80 Reflector Incandescent	E27	60W	220V-240V	460cd	2700K	50°	1000	80	112	10	6007328009276
G498BP	E27 60W R80 Reflector Incandescent (Blister Pack)	E27	60W	220V-240V	460cd	2700K	50°	1000	80	112	48	6007328330417
G76	E27 100W R80 Reflector Incandescent	E27	100W	220V-240V	480cd	2700K	80°	1000	80	112	10	6007328009283
G426	E27 100W R80 Reflector Incandescent (Blister Pack)	E27	100W	220V-240V	480cd	2700K	80°	1000	80	112	48	6007328338376



PAR38 Reflector



E27

Code	Description	Base	Watt	Volt	Candela	Colour Temp	Beam Angle	Lamp Life Hours	Ø mm	L mm	Box Qty	Barcode
G236	E27 100W PAR38 Floodlight Incandescent	E27	100W	220V-240V	2500cd	2000K	30°	2000	121	144	30	6007328322610
G100	E27 150W PAR38 Floodlight Incandescent	E27	150W	220V-240V	3500cd	2700K	30°	2000	121	144	30	6007328011637

Carbon Filament

Carbon filament lamps of today offer a rich warm hue that offers a unique ambience in homes, restaurants, hotels, retail outlets and any other decorative function. Their uniqueness comes from the hot glowing, yet low light output filaments that come in a variety of unique arrangements as seen in the diagram below.

In the late 1800's the first successful light bulbs used filaments made from carbon (from carbonized paper or bamboo). Early carbon filaments had a negative temperature coefficient of resistance. This means that as the filament heated up, its electrical resistance decreased. This made the lamp sensitive to fluctuations in the power supply, since a small

increase of voltage would cause the filament to heat up; hence reducing its resistance; allowing it to draw even more power and thus heating it even further.

A process called 'flashing' was developed to combat this weakness. Carbon filaments were heated by passing current through them while in an evacuated vessel containing hydrocarbon vapor. The carbon deposited on the filament by this treatment improves the uniformity and strength of filaments as well as their efficiency.

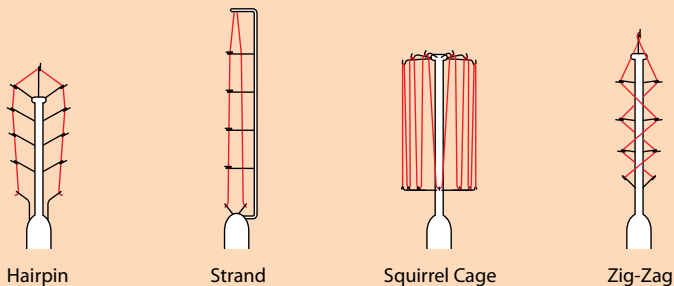
Further advancements saw a metallized or 'graphitised' filament was first heated in a high-temperature oven before 'flashing'.



This transformed the carbon into graphite which further strengthened and smoothed the filament. More importantly this process also changed the filament to have a positive temperature coefficient similar to a metallic conductor. It was this revelation that helped stabilise the lamp's power consumption, temperature and light output against minor variations in supply voltage.

The Carbon filaments currently available in the market commonly come in 40W and 60W options and in a variety of shapes and sizes. They typically last around 3000 burning Hours which is rather short for a modern day lamp. This being said, there is no substitution for the beautiful lighting effect they have, hence their popularity lives on.

Carbon Filament Shapes





E27

40W Mini Pear-shaped Squirrel Cage

Code	G788
Base	E27
Wattage	40W
Voltage	230V
Lumens	150lm
Colour	2700K
Lifetime	3000 Hours
Diameter	45mm
Length	87mm
Box Qty	10
Barcode	6007328357872



E27



B22

40W Pear-shaped Squirrel Cage

Code	G783	G954
Base	E27	B22
Wattage	40W	
Voltage	230V	
Lumens	150lm	
Colour	2700K	
Lifetime	3000 Hours	
Diameter	58mm	
Length	130mm	
Box Qty	10	
Barcode (G783)	6007328357827	
Barcode (G954)	6007328365907	



E27

60W Pear-shaped Squirrel Cage with Nipple

Code	G785
Base	E27
Wattage	60W
Voltage	230V
Lumens	280lm
Colour	2700K
Lifetime	3000 Hours
Diameter	63mm
Length	142mm
Box Qty	10
Barcode	6007328357841



E27

60W Pear-shaped Hairpin with Nipple

Code	G784
Base	E27
Wattage	60W
Voltage	230V
Lumens	240lm
Colour	2700K
Lifetime	3000 Hours
Diameter	58mm
Length	131mm
Box Qty	10
Barcode	6007328357834



E27

40W Round Mini Tubular
Squirrel Cage

Code	G781
Base	E27
Wattage	40W
Voltage	230V
Lumens	160lm
Colour	2700K
Lifetime	3000 Hours
Diameter	38mm
Length	100mm
Box Qty	10
Barcode	6007328357803



E27

40W Square Mini Tubular
Squirrel Cage

Code	G782
Base	E27
Wattage	40W
Voltage	230V
Lumens	160lm
Colour	2700K
Lifetime	3000 Hours
Diameter	45mm
Length	110mm
Box Qty	10
Barcode	6007328357810



E27

40W Tubular
Hairpin


Code	G779
Base	E27
Wattage	40W
Voltage	230V
Lumens	160lm
Colour	2700K
Lifetime	3000 Hours
Diameter	28mm
Length	142mm
Box Qty	25
Barcode	6007328357780



E27

60W Tubular
Strand

Code	G780
Base	E27
Wattage	60W
Voltage	230V
Lumens	280lm
Colour	2700K
Lifetime	3000 Hours
Diameter	28mm
Length	300mm
Box Qty	25
Barcode	6007328357797



60W Mini Maxi Globe
Squirrel Cage

Code	G789	G953
Base	E27	B22
Wattage	60W	
Voltage	230V	
Lumens	240lm	
Colour	2700K	
Lifetime	3000 Hours	
Diameter	95mm	
Length	140mm	
Box Qty	5	
Barcode (G789)	6007328357889	
Barcode (G953)	6007328365891	



60W Maxi Globe
Squirrel Cage

Code	G791	G981
Base	E27	B22
Wattage	60W	
Voltage	230V	
Lumens	180lm	
Colour	2700K	
Lifetime	3000 Hours	
Diameter	124mm	
Length	170mm	
Box Qty	4	
Barcode (G791)	6007328357896	
Barcode (G981)	6007328372967	



40W Candle Spiral
Zig-Zag

Code	G786
Base	E14
Wattage	40W
Voltage	230V
Lumens	160lm
Colour	2700K
Lifetime	3000 Hours
Diameter	39mm
Length	95mm
Box Qty	10
Barcode	6007328357858



40W Candle
Zig-Zag

Code	G787
Base	E14
Wattage	40W
Voltage	230V
Lumens	160lm
Colour	2700K
Lifetime	3000 Hours
Diameter	39mm
Length	99mm
Box Qty	10
Barcode	6007328357865



E27

40W Mini Pear-shaped
Squirrel Cage

Code	G788A
Base	E27
Wattage	40W
Voltage	230V
Lumens	100lm
Colour	2700K
Lifetime	3000 Hours
Diameter	50mm
Length	85mm
Box Qty	10
Barcode	6007328393474



E27



B22

40W Pear-shaped
Squirrel Cage

Code	G783A	G954A
Base	E27	B22
Wattage	40W	
Voltage	230V	
Lumens	120lm	
Colour	2700K	
Lifetime	3000 Hours	
Diameter	60mm	
Length	125mm	
Box Qty	10	
Barcode (G783A)	6007328393429	
Barcode (G954A)	6007328365907	



E27

60W Pear-shaped
Squirrel Cage with Nipple

Code	G785A
Base	E27
Wattage	60W
Voltage	230V
Lumens	260lm
Colour	2700K
Lifetime	3000 Hours
Diameter	65mm
Length	150mm
Box Qty	10
Barcode	6007328393443



E27

60W Pear-shaped
Hairpin with Nipple

Code	G784A
Base	E27
Wattage	60W
Voltage	230V
Lumens	200lm
Colour	2700K
Lifetime	3000 Hours
Diameter	55mm
Length	130mm
Box Qty	10
Barcode	6007328393436



E27

40W Round Mini Tubular
Squirrel Cage

Code	G781A
Base	E27
Wattage	40W
Voltage	230V
Lumens	120lm
Colour	2700K
Lifetime	3000 Hours
Diameter	40mm
Length	105mm
Box Qty	10
Barcode	6007328393405



E27

40W Square Mini Tubular
Squirrel Cage

Code	G782A
Base	E27
Wattage	40W
Voltage	230V
Lumens	110lm
Colour	2700K
Lifetime	3000 Hours
Diameter	50mm
Length	115mm
Box Qty	10
Barcode	6007328393412



E27

40W Tubular
Hairpin

Code	G779A
Base	E27
Wattage	40W
Voltage	230V
Lumens	140lm
Colour	2700K
Lifetime	3000 Hours
Diameter	28mm
Length	140mm
Box Qty	25
Barcode	6007328393528



E27

60W Tubular
Strand

Code	G780A
Base	E27
Wattage	60W
Voltage	230V
Lumens	200lm
Colour	2700K
Lifetime	3000 Hours
Diameter	30mm
Length	295mm
Box Qty	25
Barcode	6007328393535



E27



E27

B22



E14



E14

60W Mini Maxi Globe Squirrel Cage

Code	G789A	G953A
Base	E27	B22
Wattage	60W	
Voltage	230V	
Lumens	240lm	
Colour	2700K	
Lifetime	3000 Hours	
Diameter	100mm	
Length	140mm	
Box Qty	5	
Barcode (G789A)	6007328393023	
Barcode (G953A)	6007328393481	

60W Maxi Globe Squirrel Cage

Code	G791A	G981A
Base	E27	B22
Wattage	60W	
Voltage	230V	
Lumens	240lm	
Colour	2700K	
Lifetime	3000 Hours	
Diameter	120mm	
Length	170mm	
Box Qty	4	
Barcode (G791A)	6007328393016	
Barcode (G981A)	6007328393504	

40W Candle Spiral Zig-Zag

Code	G786A
Base	E14
Wattage	40W
Voltage	230V
Lumens	100lm
Colour	2700K
Lifetime	3000 Hours
Diameter	35mm
Length	95mm
Box Qty	10
Barcode	6007328393450

40W Candle Zig-Zag

Code	G787A
Base	E14
Wattage	40W
Voltage	230V
Lumens	100lm
Colour	2700K
Lifetime	3000 Hours
Diameter	35mm
Length	100mm
Box Qty	10
Barcode	6007328393467



E27

40W Mini Pear-shaped Squirrel Cage

Code	G788SM
Base	E27
Wattage	40W
Voltage	230V
Lumens	80lm
Colour	2300K
Lifetime	3000 Hours
Diameter	45mm
Length	87mm
Box Qty	10
Barcode	6007328393320



E27



B22

40W Pear-shaped Squirrel Cage

Code	G783SM	G954SM
Base	E27	B22
Wattage	40W	
Voltage	230V	
Lumens	60lm	
Colour	2300K	
Lifetime	3000 Hours	
Diameter	60mm	
Length	125mm	
Box Qty	10	
Barcode (G783SM)	6007328393276	
Barcode (G954SM)	6007328393368	



E27

60W Pear-shaped Squirrel Cage with Nipple

Code	G785SM
Base	E27
Wattage	60W
Voltage	230V
Lumens	130lm
Colour	2300K
Lifetime	3000 Hours
Diameter	65mm
Length	145mm
Box Qty	10
Barcode	6007328393290



E27

60W Pear-shaped Hairpin with Nipple

Code	G784SM
Base	E27
Wattage	60W
Voltage	230V
Lumens	120lm
Colour	2300K
Lifetime	3000 Hours
Diameter	60mm
Length	135mm
Box Qty	10
Barcode	6007328393283



E27

40W Round Mini Tubular
Squirrel Cage

Code	G781SM
Base	E27
Wattage	40W
Voltage	230V
Lumens	60lm
Colour	2300K
Lifetime	3000 Hours
Diameter	38mm
Length	103mm
Box Qty	10
Barcode	6007328393252



E27

40W Square Mini Tubular
Squirrel Cage

Code	G782SM
Base	E27
Wattage	40W
Voltage	230V
Lumens	70lm
Colour	2300K
Lifetime	3000 Hours
Diameter	45mm
Length	110mm
Box Qty	10
Barcode	6007328393269



E27



B22

60W Mini Maxi Globe
Squirrel Cage

Code	G789SM	G953SM
Base	E27	B22
Wattage	60W	
Voltage	230V	
Lumens	110lm	
Colour	2300K	
Lifetime	3000 Hours	
Diameter	100mm	
Length	140mm	
Box Qty	5	
Barcode (G789SM)	6007328393337	
Barcode (G953SM)	6007328393351	



E27



B22

60W Maxi Globe
Squirrel Cage

Code	G791SM	G981SM
Base	E27	B22
Wattage	60W	
Voltage	230V	
Lumens	180lm	
Colour	2300K	
Lifetime	3000 Hours	
Diameter	130mm	
Length	180mm	
Box Qty	4	
Barcode (G791SM)	6007328393344	
Barcode (G981SM)	6007328364771	



E14

40W Candle Spiral
Zig-Zag

Code	G786SM
Base	E14
Wattage	40W
Voltage	230V
Lumens	60lm
Colour	2300K
Lifetime	3000 Hours
Diameter	35mm
Length	95mm
Box Qty	10
Barcode	6007328393306



E14

40W Candle
Zig-Zag

Code	G787SM
Base	E14
Wattage	40W
Voltage	230V
Lumens	60lm
Colour	2300K
Lifetime	3000 Hours
Diameter	35mm
Length	100mm
Box Qty	10
Barcode	6007328393313

Fluorescent

The earliest form of fluorescent lighting was invented by physicist Heinrich Geissler in 1856. He found that a gas-filled tube would give off a bluish-green light when stimulated by an electrical current. Though he was not intending to create a light source when he discovered this, the Geissler Tube would play a large part in future lighting technology. Through the end of the 19th century, a number of respected scientists and inventors, including Thomas Edison, used the Geissler Tube in an attempt to create a usable light bulb. By adding phosphorescent coatings on the walls of the tube, they were able to solve the bulb's main problem, which was its very short lifespan. Despite advances in the bulb's technology, no one was able to create a bulb that could compete with the low price and effectiveness of the incandescent bulb.

In 1901, an American inventor named Peter Cooper Hewitt developed the first successful fluorescent light bulb. His invention closely resembled the bulb as we know it today, with a sealed tube filled with low-pressure mercury. Each end of the tube was fed an electrical current that excited the mercury. The excited mercury produced UV lighting, which gave off a bright blue-green glow. Though the bulb was much more efficient than other lighting technologies at the time, Hewitt was unable to sell consumers on his bulb due to the odd colour of the light it produced. It wasn't until 1926 that scientist Edmund Germer was able to produce a truly commercial fluorescent light. He increased

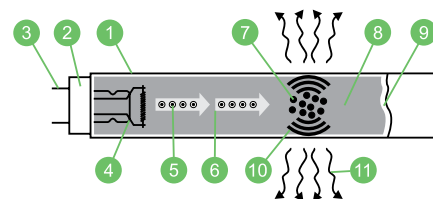
the pressure in the bulb to make it more stable, and then added a fluorescent coating that transformed the UV light into a more pleasing colour.



Peter Cooper Hewitt

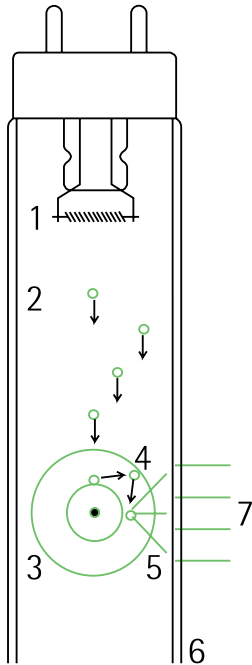


Edmund Germer



Diagram

1. Glass Tube
2. Base
3. Electrical contact
4. Cathode
5. Electrons
6. Electron Flow
7. Mercury Atoms
8. Argon Gas & Mercury Vapour
9. Phosphor Coating
10. Ultra-violet Light
11. Visible Light



Properties

With fluorescent lamps, the light is emitted from a large surface and is mainly diffused light with little brilliance. The light colours of fluorescent lamps are warm white, neutral white and daylight white. Fluorescent lamps feature a high luminous efficacy and long life.

Both starters and control gear (chokes) are necessary for operating fluorescent lamps. They ignite immediately and attain their full luminous power after a brief moment. An immediate re-ignition is possible if the current is interrupted. Fluorescent lamps can be dimmed, depending on the control gear.

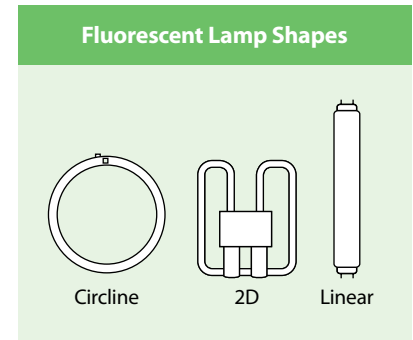
Technology

The electrode (1) releases electrons (2) that then collide into mercury atoms (3). This causes the electrons of the mercury atom (4) to become excited, causing them to emit UV radiation (5). In the fluorescent coating (6), the UV radiation is converted into visible light (7).

Physics

The fluorescent lamp is a low pressure discharge lamp that works using mercury. The gas filling consists of an inert gas that makes the ignition

easier and controls the discharge. The mercury vapour emits ultraviolet radiation upon excitation. Fluorescent substances on the inside surface of the discharge tube convert the ultraviolet radiation into visible light using fluorescence. A voltage surge is used to ignite the lamp. The discontinuous spectrum of fluorescent lamps has a poorer colour rendition property than that of incandescent lamps with a continuous spectrum. The colour rendition of fluorescent lamps can be improved at the cost of luminous efficacy. Conversely, increasing the luminous efficacy causes a worsening of the colour rendition. The light colour can be in the warm white, neutral white or daylight white range, depending on the proportion of the individual fluorescent substances.



Fluorescent

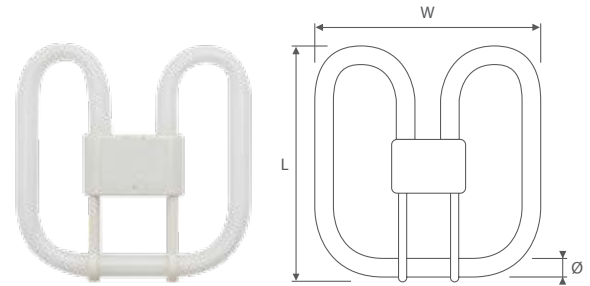
2D



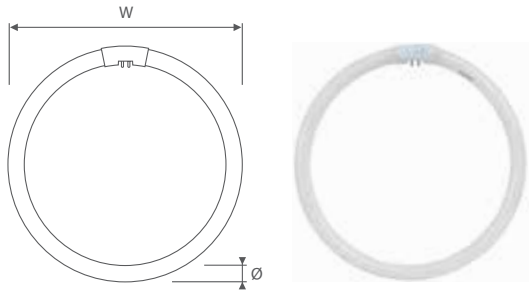
GR8



GR10q



Code	Description	Base	Watt	Luminous Flux	Colour Temp	CRI	Lamp Life Hours	Ø mm	L mm	W mm	Box Qty	Barcode
G32	Cool White GR8 16W T4 2D 2-Pin Fluorescent (Blister Pack)	GR8	16W	1030lm	3500K	≥80	8000	13	136	135	40	6007328000099
G31	Cool White GR10q 28W T6 2D 4-Pin Fluorescent (Blister Pack)	GR10q	28W	2090lm	3500K	≥80	8000	19	200	198	20	6007328022701



T6, T8 & T9 Circline




G10q

Code	Description	Base	Watt	Luminous Flux	Colour Temp	CRI	Lamp Life Hours	Ø mm	W mm	Box Qty	Barcode
G531	Cool White G10q 22W T6 Circline 4-Pin Fluorescent	G10q	22W	1300lm	4200K	≥85	6000	19	190	80	6007328340928
G532	Cool White G10q 32W T6 Circline 4-Pin Fluorescent	G10q	32W	1900lm	4200K	≥85	6000	19	250	50	6007328340935
G533	Cool White G10q 40W T6 Circline 4-Pin Fluorescent	G10q	40W	2550lm	4200K	≥85	6000	19	285	20	6007328340942
G26	Cool White G10q 22W T9 Circline 4-Pin Fluorescent	G10q	22W	760lm	4200K	≥60	8000	29	210	20	6007328003380
G27	Cool White G10q 32W T9 Circline 4-Pin Fluorescent	G10q	32W	1500lm	4200K	≥60	8000	29	300	20	6007328003397
G28	Cool White G10q 40W T8 Circline 4-Pin Fluorescent	G10q	40W	2080lm	4200K	≥60	8000	29	400	20	6007328010425

T4



G5



Code	Description	Base	Watt	Luminous Flux	Colour Temp	Lamp Life Hours	Ø mm	L mm	Box Qty	Barcode
G317BL	Blue G5 20W T4 Fluorescent	G5	20W	-	Blue	10000	12.5	565	25	6007328330592
G335BP	Cool White G5 20W T4 Fluorescent	G5	20W	1560lm	4000K	8000	12	555	10	6007328329985
G808BP	Warm White G5 20W T4 Fluorescent	G5	20W	1560lm	3000K	8000	12	555	10	6007328358961

T5 Lamp Technology

There have been significant advances in fluorescent lamp technology in recent years. Lamps are becoming smaller and more efficient, they have better colour rendering properties and longer lamp life. T5 fluorescent technology is becoming the standard in modern efficient builds.

Some of the main benefits are covered below.

Cost savings and environmental benefits through:

Energy efficiency

T5 lamps are designed specially to operate with an electronic control gear. This reduces operational losses and increases the overall efficiency of the lighting system.

Reduced maintenance

With a high rated lamp life of 20,000 Hours and high light output throughout their life (only 5% degradation), the intervals between lamp replacements for T5 lamps are longer than for T8 lamps, resulting in reduced maintenance costs.

Furthermore, being shorter and slimmer than T8 lamps, there can't be any "mix-ups" with maintenance personnel installing the wrong type of lamp. A T8 lamp cannot be installed into a T5 luminaire.

Reduced material usage

In addition to the environmental advantages of high

energy efficiency and longer life, T5 lamps offer the advantage of reduced material usage. Shorter and slimmer than T8 lamps, their compact size results in reduced use of glass, gases and phosphor. Fewer materials and smaller size also mean reductions in material costs, freight and so on.

Design flexibility and aesthetics

The compact size of T5 lamps also offers major advantages in terms of their application. Luminaires can be shallower and more aesthetically pleasing, with the lamps being particularly suited to areas with limited ceiling space and suspended systems. Further, the shorter luminaire length means that T5 luminaires can be installed in a continuous run within standard ceiling grids which is not possible with T8 lamps due to the overhang of the luminaire at one end.

Another benefit relates to the T5 lamp's relatively high maximum luminous flux, achieved at an ambient temperature of 35 degrees Celsius. This means that the maximum light output of the lamp is achieved when the temperature within the luminaire is at 35 degrees Celsius. T8 lamps are designed to achieve their maximum light output at 25 degrees Celsius. Since actual temperatures around the lamp, particularly in closed recess luminaires, usually far exceed 25 degrees, T5 lamps work much more efficiently and reliably with a greater light output.

T5 lamps represent a major advancement in fluorescent lamp technology

There are two different types of T5 lamps available, each suited to a different application - high efficiency and high output.

High Efficiency (HE) T5 lamps provide the same amount of light as a comparable T8 lamp, but with excellent efficiencies (in some cases using up to 20% less energy). A unique feature of these lamps is that the luminance of all lamp wattages is the same, making them ideal for concealed or cove lighting applications, as there is no perceived difference in illuminated surfaces i.e. there is a smooth constant lighting effect.

High Output (HO) T5 lamps provide up to 50% more light than a T8 lamp of similar length, and are generally used for indirect lighting and in luminaires that are mounted on high ceilings. T5 lamps represent a major advancement in fluorescent lamp technology and are increasingly being installed in new and refurbished buildings. Together with properly designed and innovative luminaires, they generate highly economical, efficient and aesthetically pleasing lighting solutions.

Fluorescent


T5
6W - 13W



G5



Code	Description	Base	Watt	Luminous Flux	Colour Temp	CRI	Lamp Life Hours	Ø mm	L mm	Box Qty	Barcode
G226	Cool White G5 6W T5 Fluorescent	G5	6W	300lm	4000K	≥85	12000	16	226	10	6007328322160
G364	Daylight G5 6W T5 Fluorescent (Blister Pack)	G5	6W	280lm	6500K	≥85	12000	16	226	10	6007328333173
G39	Cool White G5 8W T5 Fluorescent	G5	8W	420lm	4000K	≥85	12000	16	303	10	6007328017479
G112	Cool White G5 8W T5 Fluorescent	G5	8W	420lm	4000K	≥85	12000	16	303	10	6007328346746
G618	Cool White G5 13W T5 Fluorescent	G5	13W	840lm	4000K	≥85	12000	16	532	200	6007328345213



T5
14W - 54W



G5



Code	Description	Base	Watt	Luminous Flux	Type	Colour Temp	CRI	Lamp Life Hours	Ø mm	L mm	Box Qty	Barcode
G323	Cool White G5 14W T5 Fluorescent	G5	14W	1140lm	HE	4000K	≥85	20000	16	563	100	6007328328483
G385	Cool White G5 21W T5 Fluorescent	G5	21W	1850lm	HE	4000K	≥85	20000	16	863	25	6007328330172
G409	Daylight G5 24W T5 Fluorescent	G5	24W	1590lm	HO	6500K	≥85	20000	16	563	100	9008420108352
G324	Cool White G5 28W T5 Fluorescent	G5	28W	2470lm	HE	4000K	≥85	20000	16	1163	100	6007328328476
G524	Warm White G5 28W T5 Fluorescent	G5	28W	2470lm	HE	2700K	≥85	20000	16	1163	100	6007328340706
G325	Cool White G5 35W T5 Fluorescent	G5	35W	3135lm	HE	4000K	≥85	20000	16	1463	50	6007328336044
G326	Cool White G5 49W T5 Fluorescent	G5	49W	4900lm	HO	4000K	≥85	20000	16	1463	100	6007328328469
G554	Cool White G5 54W T5 Fluorescent	G5	54W	4200lm	HO	4000K	≥85	20000	16	1163	100	6007328341468


HE = High Efficiency

HO = High Output

T8



G13



Code	Description	Base	Watt	Luminous Flux	Colour Temp	CRI	Lamp Life Hours	Ø mm	L mm	Box Qty	Barcode
G40	Cool White G13 10W T8 Fluorescent	G13	10W	380lm	4000K	≥85	15000	26	346	100	6007328017486
G41	Cool White G13 15W T8 Fluorescent	G13	15W	970lm	4000K	≥85	15000	26	452	25	6007328007456
G42	Cool White G13 18W 2ft T8 Fluorescent	G13	18W	1480lm	4000K	≥85	15000	26	604 (2ft)	25	6007328011828
G831	Daylight G13 18W 2ft T8 Fluorescent	G13	18W	1450lm	6500K	≥85	15000	26	604 (2ft)	25	6007328360070
G113	Cool White G13 30W 3ft T8 Fluorescent	G13	30W	2025lm	4000K	≥60	13000	26	909 (3ft)	25	6007328346753
G43	Cool White G13 36W 4ft T8 Fluorescent	G13	36W	3350lm	4000K	≥85	15000	26	1210 (4ft)	25	6007328019152
G525	Daylight G13 36W 4ft T8 Fluorescent	G13	36W	3200lm	6500K	≥85	15000	26	1210 (4ft)	25	6007328340713
G182	Cool White G13 58W 5ft T8 Fluorescent	G13	58W	4500lm	4000K	≥85	15000	26	1514 (5ft)	25	6007328028864
G526	Daylight G13 58W 5ft T8 Fluorescent	G13	58W	5000lm	6500K	≥85	15000	26	1514 (5ft)	25	6007328340720

Discharge

In 1675, French astronomer Jean-Felix Picard observed the empty space in a mercury barometer glow when the mercury jiggled. Thirty years later, British scientist Francis Hauksbee created the first gas-discharge lamp. This lamp relies on an electrical current heating ionized gas to emit light. The High-Intensity Discharge system (HID) uses an electrical arc between two nodes rather than gas-filled tubes, like fluorescent lamps.

Discharge lighting systems work well for floodlighting in streets, parking lots, driveways or industrial and commercial settings, as well as gyms, large rooms with high ceilings and for retail displays. You might also find them in a classroom or office, depending on the type of lamp.

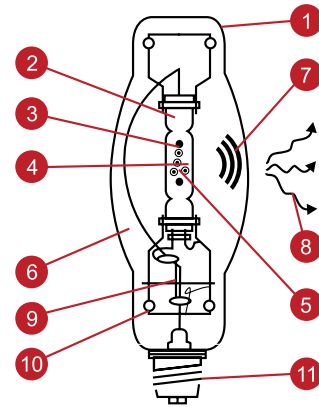
Metal Halide (MH) and High Pressure Sodium (HPS) lamps are more efficient than mercury or vapour lamps, producing over 60% more lumens than a mercury vapour lamp at the same wattage. A mercury vapour lamp also loses about 65% of its lumen output by the end of its life, while the MH and HPS lamps drop only 20 to 35%.

In the 21st century, most discharge lighting operates electronically. Electronic ballasts produce light similar to traditional lamps that use magnetic coils to start and operate the light. This electronic lighting variation offers several advantages over the traditional system.

Electric HID ballasts in particular offer:

- Improved light output and colour
- No flickering
- Reduced energy costs
- Dimming abilities
- Silent operation
- Smaller lamp size and weight
- 30% longer lamp life with less lumen depreciation.

Dimming a discharge lighting system can further reduce energy bills and provide lighting flexibility for multi-purpose spaces. Dimmed systems have reduced input when not in peak use, so they give off less heat. Commercial buildings may also see less demand charges from energy companies because these dimming systems can reduce input power to the system during peak electricity demand times. A dimming system's various options for light intensity and output make it an appropriate tool for spaces like gyms, where users can adjust the lighting for sporting events, assemblies, social functions and even maintenance.



Diagram

1. Pyrex Envelope - Resists thermal shock
2. Quartz Arc Tube
3. Tungsten Electrodes
4. Arc Stream
5. Mercury & Metal Halide Atoms
6. Special Fill Gases - unique blend of Sodium
7. Ultra-violet Radiation
8. Visible Light
9. Bimetal Switch
10. Starting Resistor
11. Base

High Pressure Sodium Vapour Lamps

Properties

High pressure sodium vapour lamps have excellent luminous efficacy and a high nominal service life. They have no colour rendering, everything looks yellow as their colour temperature is extremely warm. High pressure sodium vapour lamps are operated with an ignitor, capacitor and ballast. They require an ignition time of several minutes and a cooling-down phase before being re-ignited. On some forms, an immediate re-ignition is possible using special starters or the electronic control gear.

Physics

High pressure sodium vapour lamps are comparable with the high pressure mercury vapour lamps in design and function. The mixture inside the lamps consists of inert gases and a mercury sodium amalgam, whereby the inert gas and mercury component serves the ignition and stabilisation of the discharge. When the pressure is sufficiently high, a virtually continuous spectrum is produced with a yellowish to warm white light.

Metal Halide Lamps

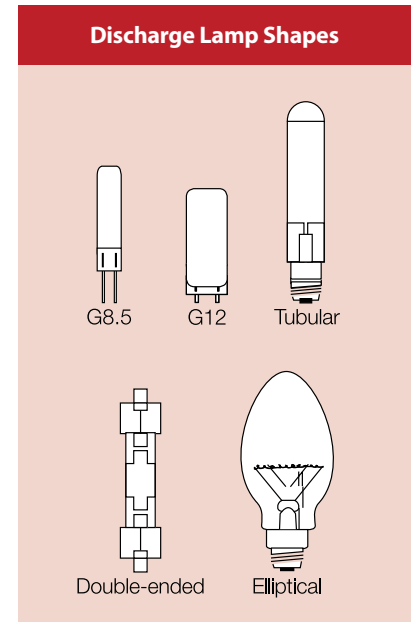
Properties

Metal halide lamps feature excellent luminous efficacy whilst simultaneously having good colour rendition; their nominal service life is high. They represent a compact light source. The light can be optically well directed. The colour rendition is not constant. Metal halide lamps are available in the light colours warm white, neutral white and daylight white (as well as other colours such as blue and green) and are generally not dimmable. Metal halide lamps require an ignitor, capacitor and ballast for their operation. They require an ignition time of several minutes and a longer cooling down phase before re-igniting. On some forms, an immediate re-ignition is possible using special starters or the electronic control gear.

Physics

Metal halide lamps are comparable with high-pressure mercury vapour lamps in design and function. They additionally contain a mixture of metal halides. Besides increasing the luminous efficacy, improved colour rendition is also attained. Due to combinations of metals, an almost continuous multiline spectrum is produced. Metal halide lamps are generally available in the light colours warm white, neutral white and daylight white, although other

colours such as blue and green are also available. Compared to quartz technology, the lamps with ceramic discharge tube feature higher luminous efficacy and better colour rendition due to the increased operating temperature.





Ceramic vs Traditional Metal Halide Lamps

Ceramic Metal Halide lamps are a relatively new source of light that is a variation of the Metal Halide lamp, which itself is a variation of the Mercury Vapour lamp. The discharge is contained in a ceramic tube, usually made of sintered alumina, similar to what has been used in the high pressure sodium lamp. During operation, the temperature of this ceramic tube can exceed 1200° Kelvin. The ceramic tube is filled with mercury, argon and metal-halide salts which at high temperatures are partly vaporized. Inside the hot plasma, these salts are dissociated into metallic atoms and iodine.

The metallic atoms are the main source of light in these lamps, creating a bluish light that is close to daylight or Natural Daylight with a CRI (colour rendering index) of up to 96. The exact correlated colour temperature and CRI depend on the specific mixture of metal halide salts. There are also Warm Daylight Ceramic Metal Halide Lamps, with somewhat lower CRI (78-82) which still give a more

clear and natural-looking light than the Mercury Vapour and High Pressure Sodium lamps when used as street lights. Ceramic Metal Halide Lamps have a far higher efficacy than any other of its High Intensity Discharge counterparts.

The ceramic tube is an advantage in comparison to earlier fused quartz. During operation at high temperature and radiant flux, metal ions tend to penetrate the silica quartz, depleting the inside of the tube. Alumina is however not prone to this effect.

Ceramic Metal Halide lamps use one fifth of the power of comparable tungsten incandescent light bulbs for the same light output (80–117 lm/W) and retain colour consistency for far longer than other gas discharge lamps. Like other High Intensity Discharge lamps, they require a suitable electronic ballast for optimal operation.





Mercury Blended Opal Elliptic



B22



E27

Code	Description	Base	Watt	Current	Volt	Luminous Flux	Colour Temp	CRI	Lamp Life Hours	Ø mm	L mm	Box Qty	Barcode
G106	E27 160W Opal Elliptic Mercury Blended	E27	160W	0.75A	220V-240V	2800lm	3600K	≥45	6000	76	175	20	6007328011583
G168	B22 160W Opal Elliptic Mercury Blended	B22	160W	0.75A	220V-240V	2800lm	3600K	≥45	6000	76	175	20	6007328011576


Mercury Vapour Opal Elliptic




E27



E40



Code	Description	Base	Watt	Current	Luminous Flux	Colour Temp	CRI	Lamp Life Hours	Ø mm	L mm	Box Qty	Barcode
G105	E27 80W Opal Elliptic Mercury Vapour	E27	80W	0.85A	2800lm	4100K	≥40	8000	71	156	20	6007328011606
G104	E27 125W Opal Elliptic Mercury Vapour	E27	125W	1.25A	5500lm	4100K	≥40	10000	76	175	20	6007328011590
G103	E40 250W Opal Elliptic Mercury Vapour	E40	250W	2.15A	12500lm	4100K	≥40	10000	91	230	20	6007328024545
G102	E40 400W Opal Elliptic Mercury Vapour	E40	400W	3.25A	22000lm	4100K	≥40	10000	122	292	20	6007328024569



High Pressure Sodium Clear Tubular



E40

E27

Code	Description	Base	Watt	Current	Luminous Flux	Colour Temp	CRI	Lamp Life Hours	Ø mm	L mm	Box Qty	Barcode
G119i	E27 70W Self Ignited Clear Tubular High Pressure Sodium Vapour	E27	70W	0.98A	5400lm	2100K	≤30	60000	39	156	25	6007328026112
G119	E27 70W Externally Ignited Clear Tubular High Pressure Sodium Vapour	E27	70W	1.0A	5600lm	2100K	≤30	10000	39	156	25	6007328024507
G118	E40 150W Clear Tubular High Pressure Sodium Vapour	E40	150W	1.8A	13500lm	2100K	≤30	20000	47	210	25	6007328024514
G117	E40 250W Clear Tubular High Pressure Sodium Vapour	E40	250W	3.0A	27000lm	2100K	≤30	20000	47	257	25	6007328024521
G116	E40 400W Clear Tubular High Pressure Sodium Vapour	E40	400W	4.6A	48000lm	2100K	≤30	20000	47	285	25	6007328024538


High Pressure Sodium Opal Elliptic



E40



Code	Description	Base	Watt	Current	Luminous Flux	Colour Temp	CRI	Lamp Life Hours	Ø mm	L mm	Box Qty	Barcode
G115	E40 250W Opal Elliptic High Pressure Sodium Vapour	E40	250W	3.0A	25000lm	2100K	≤30	20000	90	227	20	6007328026389
G114	E40 400W Opal Elliptic High Pressure Sodium Vapour	E40	400W	4.6A	45600lm	2100K	≤30	20000	122	292	20	6007328026396



Metal Halide Double Ended




RX7s

Code	Description	Base	Watt	Current	Luminous Flux	Colour Temp	CRI	Lamp Life Hours	Ø mm	L mm	Box Qty	Barcode
G107	Natural Daylight RX7s 70W Metal Halide Double Ended	RX7s	70W	0.98A	5500lm	4200K	≥70	8000	20	118	10	6007328026136
G108	Natural Daylight RX7s 150W Metal Halide Double Ended	RX7s	150W	1.8A	12500lm	4200K	≥70	8000	23	135	10	6007328026129
G109BL	Blue RX7s 150W Metal Halide Double Ended	RX7s	150W	1.8A	-	Blue	-	8000	23	135	10	6007328026143
G109GN	Green RX7s 150W Metal Halide Double Ended	RX7s	150W	1.8A	-	Green	-	8000	23	135	10	6007328333708

Metal Halide Double Ended Ceramic




RX7s



Code	Description	Base	Watt	Current	Luminous Flux	Colour Temp	CRI	Lamp Life Hours	Ø mm	L mm	Box Qty	Barcode
G674	Warm Daylight RX7s 20W Metal Halide Double Ended Ceramic	RX7s	20W	0.247A	1580lm	3000K	≥85	12000	15	119	12	6007328348962
G675	Natural Daylight RX7s 20W Metal Halide Double Ended Ceramic	RX7s	20W	0.247A	1600lm	4000K	≥85	12000	15	119	12	6007328348979
G676	Warm Daylight RX7s 35W Metal Halide Double Ended Ceramic	RX7s	35W	0.53A	3300lm	3000K	≥70	12000	20	118	12	6007328348986
G677	Natural Daylight RX7s 35W Metal Halide Double Ended Ceramic	RX7s	35W	0.53A	3300lm	4200K	≥80	12000	20	118	12	6007328348993

For optimum performance, these lamps should be used with an electronic control gear.



Metal Halide Double Ended Ceramic



RX7s

Code	Description	Base	Watt	Current	Luminous Flux	Colour Temp	CRI	Lamp Life Hours	Ø mm	L mm	Box Qty	Barcode
G680	Warm Daylight RX7s 70W Metal Halide Double Ended Ceramic	RX7s	70W	0.98A	6600lm	3000K	≥80	12000	20	118	10	6007328349020
G681	Natural Daylight RX7s 70W Metal Halide Double Ended Ceramic	RX7s	70W	0.98A	6600lm	4200K	≥90	12000	20	118	10	6007328349037
G682	Warm Daylight RX7s 100W Metal Halide Double Ended Ceramic	RX7s	100W	1.1A	8600lm	3000K	≥80	12000	23	135	10	6007328349044
G683	Natural Daylight RX7s 100W Metal Halide Double Ended Ceramic	RX7s	100W	1.2A	9500lm	4200K	≥90	12000	23	135	10	6007328349051
G684	Warm Daylight RX7s 150W Metal Halide Double Ended Ceramic	RX7s	150W	1.8A	12700lm	3000K	≥80	12000	23	135	10	6007328349068
G685	Natural Daylight RX7s 150W Metal Halide Double Ended Ceramic	RX7s	150W	1.9A	12700lm	4200K	≥90	12000	23	135	10	6007328349075

For optimum performance, these lamps should be used with an electronic control gear.

Metal Halide Single Ended Clear Tubular




E27



E40



Code	Description	Base	Watt	Current	Luminous Flux	Colour Temp	CRI	Lamp Life Hours	Ø mm	L mm	Box Qty	Barcode
G1006	Natural Daylight E27 50W Tubular Metal Halide	E27	50W	0.68A	3800lm	4200K	≥60	10000	39	156	25	6007328380887
G440	Natural Daylight E27 70W Tubular Metal Halide	E27	70W	0.98A	5600lm	4200K	≥60	10000	39	156	25	6007328339069
G441	Natural Daylight E27 150W Tubular Metal Halide	E27	150W	1.8A	12500lm	4200K	≥60	10000	39	156	25	6007328339076
G270	Natural Daylight E40 70W Tubular Metal Halide	E40	70W	0.98A	5600lm	4200K	≥60	10000	47	217	25	6007328326540
G269	Natural Daylight E40 150W Tubular Metal Halide	E40	150W	1.8A	12500lm	4200K	≥60	10000	47	217	25	6007328326533
G235	Natural Daylight E40 250W Tubular Metal Halide	E40	250W	2.15A	20500lm	4200K	≥60	12000	47	257	25	6007328322603
G169	Natural Daylight E40 400W Tubular Metal Halide	E40	400W	3.25A	36000lm	4200K	≥60	12000	47	285	25	6007328027911
G910	Natural Daylight E40 1000W Tubular Metal Halide	E40	1000W	8.2A	95000lm	4200K	≥65	10000	65	375	25	6007328363712



Metal Halide Single Ended Opal & Clear Elliptic



E40




E27

Code	Description	Base	Watt	Current	Luminous Flux	Colour Temp	CRI	Lamp Life Hours	Ø mm	L mm	Box Qty	Barcode
G704	Natural Daylight E27 70W Opal Elliptic Metal Halide	E27	70W	0.98A	5600lm	4200K	≥60	10000	55	141	50	6007328349266
G705	Natural Daylight E27 100W Opal Elliptic Metal Halide	E27	100W	1.1A	8000lm	4200K	≥60	10000	55	141	50	6007328349273
G706	Natural Daylight E27 150W Opal Elliptic Metal Halide	E27	150W	1.8A	12500lm	4200K	≥60	10000	55	141	50	6007328349280
G707	Natural Daylight E40 200W Clear Elliptic Metal Halide with pulse start	E40	200W	2.1A	25000lm	4200K	>65	16000	90	227	20	6007328349297
G708	Natural Daylight E40 250W Opal Elliptic Metal Halide	E40	250W	2.15A	20500lm	4200K	≥60	12000	92	227	20	6007328349303
G709	Natural Daylight E40 400W Opal Elliptic Metal Halide	E40	400W	3.25A	36000lm	4200K	≥60	12000	120	291	20	6007328349310

Metal Halide G8.5 Ceramic



G8.5



Code	Description	Base	Watt	Current	Luminous Flux	Colour Temp	CRI	Lamp Life Hours	Ø mm	L mm	Box Qty	Barcode
G686	Warm Daylight G8.5 20W Metal Halide Bi-Pin Ceramic	G8.5	20W	0.247A	1650lm	3000K	≥80	12000	15	85	24	6007328349082
G687	Natural Daylight G8.5 20W Metal Halide Bi-Pin Ceramic	G8.5	20W	0.247A	1700lm	4000K	≥85	12000	15	85	24	6007328349099
G688	Warm Daylight G8.5 35W Metal Halide Bi-Pin Ceramic	G8.5	35W	0.53A	3300lm	3000K	≥80	9000	17	85	24	6007328349105
G689	Natural Daylight G8.5 35W Metal Halide Bi-Pin Ceramic	G8.5	35W	0.53A	3300lm	4200K	≥80	9000	17	85	24	6007328349112
G691	Natural Daylight G8.5 70W Metal Halide Bi-Pin Ceramic	G8.5	70W	0.98A	6600lm	4200K	≥60	9000	17	85	10	6007328349136

For optimum performance, these lamps should be used with an electronic control gear.



Metal Halide G12



G12

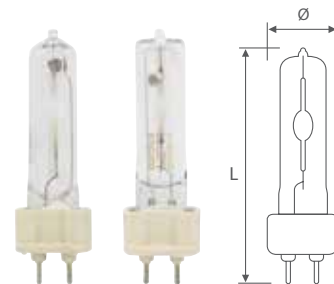
Code	Description	Base	Watt	Current	Luminous Flux	Colour Temp	CRI	Lamp Life Hours	Ø mm	L mm	Box Qty	Barcode
G556	Natural Daylight G12 70W Metal Halide	G12	70W	0.98A	5500lm	4200K	70	6000	23	101	10	6007328341772
G586	Natural Daylight G12 150W Metal Halide	G12	150W	1.8A	12500lm	4200K	70	6000	23	105	10	6007328343219
G587	Warm Daylight G12 150W Metal Halide	G12	150W	1.8A	12500lm	3000K	70	6000	23	105	10	6007328352884

For optimum performance, these lamps should be used with an electronic control gear.

Metal Halide G12 Ceramic

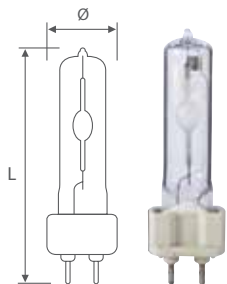


G12



Code	Description	Base	Watt	Current	Luminous Flux	Colour Temp	CRI	Lamp Life Hours	Ø mm	L mm	Box Qty	Barcode
G692	Warm Daylight G12 20W Metal Halide Bi-Pin Ceramic	G12	20W	0.247A	1650lm	3000K	≥80	12000	20	103	12	6007328349143
G693	Natural Daylight G12 20W Metal Halide Bi-Pin Ceramic	G12	20W	0.247A	1700lm	4000K	≥85	12000	20	103	12	6007328349150
G694	Warm Daylight G12 35W Metal Halide Bi-Pin Ceramic	G12	35W	0.53A	3300lm	3000K	≥80	12000	20	103	12	6007328349167
G695	Natural Daylight G12 35W Metal Halide Bi-Pin Ceramic	G12	35W	0.53A	3300lm	4200K	≥85	12000	20	103	10	6007328349174

For optimum performance, these lamps should be used with an electronic control gear.



Metal Halide G12 Ceramic



G12

Code	Description	Base	Watt	Current	Luminous Flux	Colour Temp	CRI	Lamp Life Hours	Ø mm	L mm	Box Qty	Barcode
G698	Warm Daylight G12 70W Metal Halide Bi-Pin Ceramic	G12	70W	0.98A	6600lm	3000K	≥80	12000	20	101	10	6007328349204
G699	Natural Daylight G12 70W Metal Halide Bi-Pin Ceramic	G12	70W	0.98A	6600lm	4200K	≥90	12000	20	101	10	6007328349211
G700	Warm Daylight G12 100W Metal Halide Bi-Pin Ceramic	G12	100W	1.2A	9500lm	3000K	≥80	10000	20	105	10	6007328349228
G701	Natural Daylight G12 100W Metal Halide Bi-Pin Ceramic	G12	100W	1.2A	9500lm	4200K	≥90	10000	20	105	10	6007328349235
G702	Warm Daylight G12 150W Metal Halide Bi-Pin Ceramic	G12	150W	1.8A	13000lm	3000K	≥80	12000	20	105	10	6007328349242
G703	Natural Daylight G12 150W Metal Halide Bi-Pin Ceramic	G12	150W	1.8A	13000lm	4200K	≥90	12000	20	105	10	6007328349259

For optimum performance, these lamps should be used with an electronic control gear.

Speciality

Black Light

A black light, or Wood's light, is a lamp that emits long wave UV radiation (generally with a wavelength above 300 nm) and very little visible light. They are sometimes referred to as a "UV light".

Fluorescent black lights are typically made in the same fashion as normal fluorescent lights except that only one phosphor is used, and the clear glass envelope of the bulb may be replaced by a deep-blue-purple glass called Wood's glass, a nickel-oxide-doped glass, which blocks almost all visible light between 400 and 700 nanometres. The color of such lamps is often referred to in the trade as "black light blue" or "BLB". This is to distinguish these lamps from "bug zapper" black light ("BL") lamps that do not have the blue Wood's glass.

A black light may also be formed by simply using Wood's glass instead of clear glass as the envelope for a common incandescent bulb. This was the method used to create the very first black light sources. Though it remains a cheaper alternative to the fluorescent method, it is exceptionally inefficient at producing UV light (less than 0.1% of the input power), owing to the black body nature of the incandescent light source. Incandescent UV bulbs, due to their inefficiency, may also become dangerously hot during use.

"Bug zapper" tubes

Some UV fluorescent bulbs are designed for use, particularly in kitchens, to attract insects for electrocution in bug zappers. These use the same near-UV emitting phosphor as normal black lights, but use plain glass instead of the more expensive Wood's glass or filter-coated glass. Plain glass blocks out less of the visible mercury emission spectrum, making them appear light blue-violet to the naked eye. These lamps are referred to as "black light" or "BL".

Germicidal Lamps

A germicidal lamp is a special type of lamp which produces ultraviolet light (UVC). This short-wave ultraviolet light disrupts DNA base pairing causing thymine-thymine dimers leading to death of bacteria on exposed surfaces. It can also be used to produce ozone for water disinfection.

Low-pressure lamps are very similar to a fluorescent lamp, with a wavelength of 253.7 nm. The most common form of germicidal lamp looks similar to an ordinary fluorescent lamp but the tube contains no fluorescent phosphor. In addition, rather than being made of ordinary borosilicate glass, the tube is made of fused quartz. These two changes combine to allow the 253.7 nm ultraviolet light produced by the mercury arc to pass out of the lamp unmodified

(whereas, in common fluorescent lamps, it causes the phosphor to fluoresce, producing visible light). Germicidal lamps still produce a small amount of visible light due to other mercury radiation bands. They are recommended for various sterilizers, air purifiers and water purifiers use. One should avoid direct exposure of eyes and skin under these tubes.

Infrared Heaters

An infrared heater is a body with a higher temperature which transfers energy to a body with a lower temperature through electromagnetic radiation. Depending on the temperature of the emitting body, the wavelength of the infrared radiation ranges from 780 nm to 1 mm. The relationship between temperature and wavelength is expressed by the Wien's displacement law. No contact or medium between the two bodies is needed for the energy transfer. A rough classification of infrared heaters is connected to wavelength bands of major emission of the energy: short wave or near infrared for the range from 780 nm to 1400 nm, these emitters are also named bright because still some visible light with glare is emitted; medium infrared for the range between 1400 nm and 3000 nm; far infrared or dark emitters for everything above 3000 nm.

Elements

Infrared heaters use either a fuel to heat an emitter, or an electrically heated filament as the emitting body. An infrared lamp will protect the filament with a heat-resistant quartz glass tube. Some heat lamps used halogen lamps. These emitters use the same materials and principle as an incandescent light bulb. The most common filament material used for electrical infrared heaters is tungsten wire, which is coiled to provide more surface area. Low temperature alternatives for tungsten are carbon, or alloys of iron, chromium and aluminum (brand name 'kanthal'). While carbon filaments are more fickle to produce, they heat up much quicker than a comparable medium-wave heater based on a FeCrAl filament. Industrial infrared heaters sometimes use a gold coating on the quartz tube that reflects the infrared radiation and directs it towards the product to be heated. Consequently the infrared radiation impinging on the product is virtually doubled. Gold is used because of its oxidation resistance and very high IR reflectivity of approximately 95%.

Heat Lamps

A heat lamp is an incandescent light bulb that is used for the principal purpose of creating heat. The spectrum of black body radiation emitted by the lamp is shifted to produce more infrared light. Many heat lamps include a red filter to minimize the amount of visible light emitted. Heat lamps

often include an internal reflector. Heat lamps are commonly used in shower and bathrooms to warm bathers and in food-preparation areas of restaurants to keep food warm before serving. They are also commonly used for animal husbandry. Lights used for poultry are often called brooding lamps. Aside from young birds, other types of animals which can benefit from heat lamps include reptiles, amphibians, insects, arachnids, and the young of some mammals. Heat lamps can also be used as a medical treatment to provide dry heat when other

treatments are ineffective or impractical.

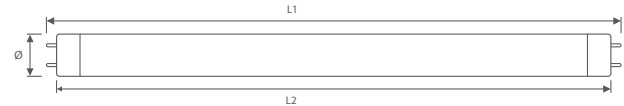
The sockets used for heat lamps are usually ceramic because plastic sockets can melt or burn when exposed to the large amount of waste heat produced by the lamps, especially when operated in the "base up" position. The shroud or hood of the lamp is generally metal. There may be a wire guard over the front of the shroud, to prevent touching the hot surface of the bulb.



T8 Boric Germicidal



G13

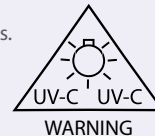



Code	Description	Base	Watt	UV-Irradiance	Lamp Life Hours	Ø mm	L mm	Box Qty	Barcode
G318	G13 15W T8 Boric Germicidal Lamp	G13	15W	≥ 24.4	5000	26	451	100	6007328330462
G320	G13 36W T8 Boric Germicidal Lamp	G13	36W	≥ 68.2	5000	26	1213	25	6007328330455

Boric Germicidals are widely used in hospital disinfection, food sanitation and instrument disinfection.

Germicidal Lamps emit UV-C radiation and may not be used for general lighting purposes. The radiation is harmful to eyes and skin and has a strong destructive effect on DNA synthesization, inhibiting pathogen reproduction and causing them to die.

Germicidal Lamps may only be used in specialised equipment and applications.





T8 Blacklight Blue



G13

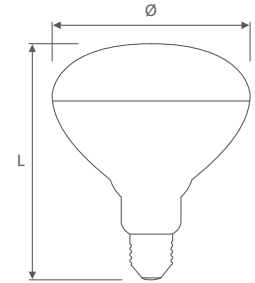
Code	Description	Base	Watt	UV-Irradiance	Colour Temp	Lamp Life Hours	Ø mm	L mm	Box Qty	Barcode
G321BB	G13 18W T8 Blacklight Blue	G13	18W	≥ 34.5	Black/blue	8000	26	604	25	6007328330547
G322BB	G13 36W T8 Blacklight Blue	G13	36W	≥ 39	Black/blue	8000	26	1213	25	6007328330554

Suitable for medical care, industrial radiation inspection, chemical imaging, money-detection, stage lighting etc.

PAR38 Infrared Reflector



E27



Code	Description	Base	Watt	Volt	Lamp Life Hours	Ø mm	L mm	Box Qty	Barcode
G204	E27 175W PAR38 Infrared Reflector	E27	175W	220V-240V	3000	120	145	20	6007328032335
G625	E27 250W PAR38 Infrared Reflector	E27	250W	220V-240V	3000	120	145	20	6007328345787

Infrared heat lamps emit energy radiated in the wave-length range of about 770 to 1,000,000 nanometers. Energy in this range cannot be seen by the human eye, but can be sensed as heat by the skin.

They are widely used for the rearing of young animals, as well as various heating and drying applications, such as heating of food in restaurants.


Eurolux has a variety of merchandising and point-of-sale material available to its customers. Please contact your Sales Consultant for further information.



X1232
Lamp Display Unit
(4 x E27, 2 x GU10)



MC227
Lamp Stand



Lamp Stand
Headerboards

Replacement Lamps

Light Fitting	Replacement Lamp Code	Product Description
C85	G407	275W Infrared Lamp for The 2 Light Bathroom Heater
C85 (Old)	G416	40W Central Reflector Lamp for The 2 Light Bathroom Heater
C86	G230	275W Infrared Lamp for The 4 Light Bathroom Heater
C86	G417	60W Central Reflector Lamp for The 4 Light Bathroom Heater
C154	G808BP	20W T4 Warm White Fluorescent Lamp for Undercounter Fluorescent
C155	G336BP	8W T4 Cool White Fluorescent Lamp for Undercounter Fluorescent
C155	G807BP	8W T4 Warm White Fluorescent Lamp for Undercounter Fluorescent
F31 (Old)	G616	22W T5 Circline Tube for Bathroom Extractor Fan
F32 (Old)	G616	22W T5 Circline Tube for Bathroom Extractor Fan
F33 (Old)	G616	22W T5 Circline Tube for Bathroom Extractor Fan
FS80	G536BP	PI5w Lamp for The Rechargeable Dual Function Torch
FS81	G537BP	6W T5 Fluorescent Lamp for The Rechargeable Dual Function Torch
FS82	G538BP	8W T5 Fluorescent Lamp for The Rechargeable 2 X 8W Portable Light
H44	G399BP	6W T5 Ultra Violet Fluorescent Lamp for The Portable 6W Insect Killer
H45	G316BP	6W T5 Ultra Violet Fluorescent Lamp for The 12W Insect Killer
H46	G314BP	10W T8 Ultra Violet Fluorescent Lamp for The 20W Insect Killer
H47	G315BP	20W T8 Ultra Violet Fluorescent Lamp for The 40W Insect Killer
H58, H81, H82	G273	6W E10 4Pc Replacement Lamps for Aqua Lamp
H58, H81, H82	G309	5W Mr-11 12V Aqua Lamp Twinpack
H24S	G463	5W Mr-11 Ufo Lamp Twinpack
P662	G223	Spare Lamp P662
H24S	X781	Spare Lamps 7W Camping Lantern
H24S	G463	5W Mr-11 Ufo Lamp Twinpack
H24S	G463	5W Mr-11 Ufo Lamp Twinpack
H24S	G463	5W Mr-11 Ufo Lamp Twinpack

Light Fitting	Replacement Lamp Code	Product Description
H50	G313	30W R39 Twin Pack for Lava Lamps
H50 (Old)	G976	30W R39 Twin Pack for Lava Lamps
H77	G313	30W R39 Twin Pack for Lava Lamps
H77 (Old)	G976	30W R39 Twin Pack for Lava Lamps
H116	G539BP	PI11w Lamp for The Rechargeable Camping Lantern
H117	G540BP	PI11w Ultra Violet Lamp for the Rechargeable Portable Insect Killer
H144	G847	PI7w Ultra Violet Lamp for Portable Insect Killer
H146	G846	4W T5 Ultra Violet Fluorescent Lamp for Portable Insect Killer
H148	G846	4W T5 Ultra Violet Fluorescent Lamp for Portable Insect Killer
O23	G493	20W Mr16 Twin Pack for Garden Light When not Submerged
O23	G494	50W Mr16 Twin Pack for Garden Light When Submerged
O25	G493	20W Mr16 Twin Pack for Garden Spike When Not Submerged
O25	G494	50W Mr16 Twin Pack for Garden Spike When Submerged
O80	X841	PI13w Lamps for the Outdoor Garden Spike
O97	X841	PI13w Lamps for the Outdoor Wall Light
O218	G606	15W Par 56 Rgb LED for the Underwater Pool Light
O218	G627	15W Par 56 White LED for the Underwater Pool Light
W175	G618	13W T5 Fluorescent Lamp for the Large Bathroom Mirror
W177	G618	13W T5 Fluorescent Lamp for the Large Bathroom Mirror

Lamp Bases

Light Emmiting Diode




Compact Fluorescent



Halogen



Incandescent



Carbon Filament



Fluorescent



Discharge



Speciality



OUR RANGE OF LAMPS



LED



Fluorescent

CARBON
FILAMENT

HALOGEN
SAVER

HID

INCANDESCENT

SPECIALTY

www.eurolux.co.za

Cape Town (Head Office): 9 Racecourse Road, Milnerton, 7441 ☎ +27 (0)21 528 8400 ✉ info@eurolux.co.za

Johannesburg: 72, 5th Street, Wynberg, Johannesburg ☎ +27 (0)11 608 2970 ✉ info@eurolux.co.za

eurolux
Lighting your way